

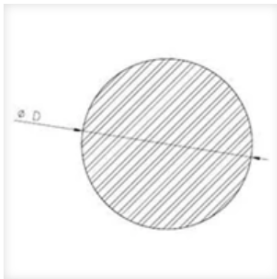
# ALUMINUM EXTRUSION CATALOG

## Table of content

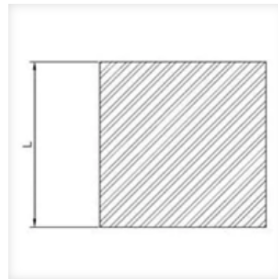
<b>STANDARD ALUMINUM EXTRUSION PROFILES</b>	<b>1</b>
Aluminum round bars	2
Aluminum square bars	3
Aluminum round tubing	4
Aluminum square tubing	7
Aluminum rectangular tubing	8
Aluminum flat bars	9
Aluminum flat bars with rounded edges	13
Aluminum corner extrusions with even sides	14
Aluminum corner extrusions with uneven sides	16
Aluminum semicircular elements	18
Aluminum U channel extrusions	19
Aluminum double duct profiles	23
Aluminum Z bars	24
Aluminum H sections	25
Aluminum T-tracks	26
<b>SPECIAL ALUMINUM EXTRUSION PROFILES</b>	<b>27</b>
Special aluminum U channels	28
Aluminum glazing extrusions	30
Aluminum borders with screw attachments	32
Aluminum trim profiles	34
Transition strips with shanks	37
Aluminum picture frames	42
Extruded aluminum handles	43
Aluminum drainers and water deflectors	44
Aluminum curve profiles	46
Aluminum corner profiles with special cross section	49
Aluminum handrail extrusions	51

# STANDARD ALUMINUM EXTRUSION PROFILES

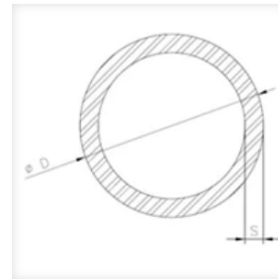
**Standard aluminum profiles** are extrusions with simple shapes and sizes and dimensional tolerances of  $\pm 0.15$  mm. They are manufactured from the **1050, 1070, 3103, and 6060** aluminum alloys and find application in the **mechanical, construction, furnishing, and electromechanical** fields, as well as in other industries.



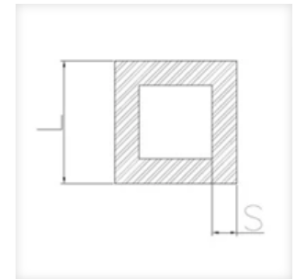
Aluminum round bar



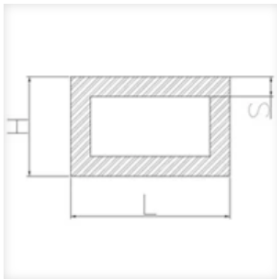
Aluminum square bar



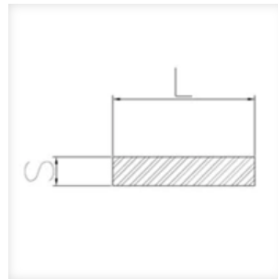
Aluminum round tubing



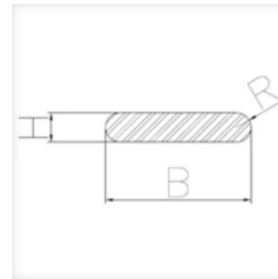
Aluminum square tubing



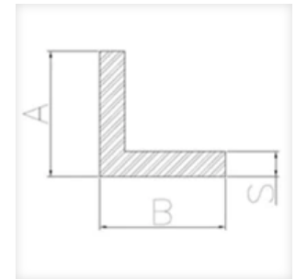
Aluminum rectangular tubing



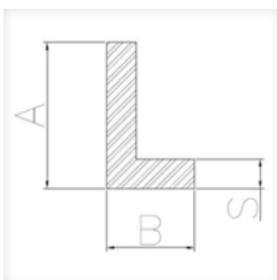
Aluminum flat bar



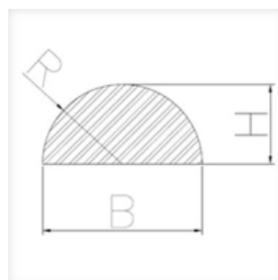
Aluminum flat bars with rounded edges



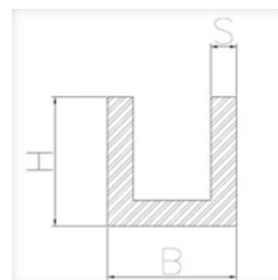
Aluminum corner extrusion with even sides



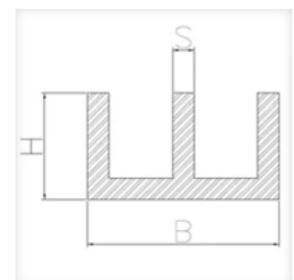
Aluminum corner extrusion with uneven sides



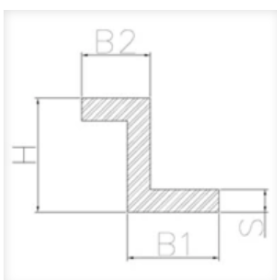
Aluminum semicircular elements



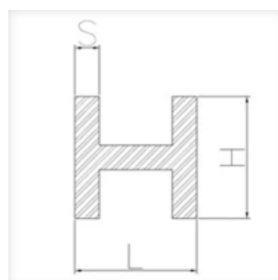
Aluminum U channel extrusions



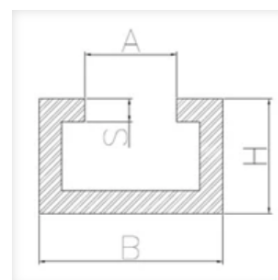
Aluminum double duct profiles



Aluminum Z bar

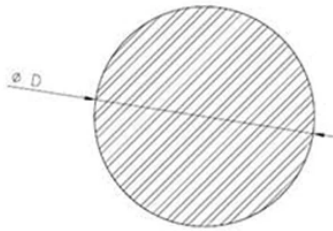


Aluminum H section



Aluminum T-track

## Aluminum round bars



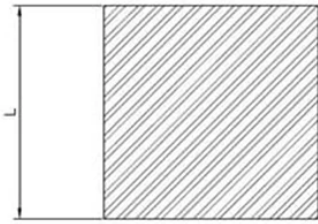
**Aluminum round bars** are profiles made with the **1050, 1070, 3103, and 6060** alloys both in the bar and reel formats. The minimum size is **3.5 mm** and their dimensional tolerances are **+/- 0.15 mm** in diameter.

They are mainly used in the **mechanical, electromechanical, and furnishing** fields.

Here are the available sizes:

CODE	Diameter "D" (mm)	Weight (g/m)
2701	3.5	26
2703	4	34
2705	5	53
2707	5.35	61
2709	6	76
2711	7	104
2713	8	136
2715	9	172
2716	9.5	191
2717	10	212
2718	10.1	216
2720	11	256
2722	12	305
2724	13	358
2726	14	415
2727	14.5	446
2728	15	477
2730	16	543
2732	17	613
2733	17.5	649
2734	18	687
2736	19	765
2738	20	848
2739	20.9	926
2742	23	1,121
2744	24	1,221
2746	25	1,325
2747	25.5	1,378
2748	28	1,662
2749	28.5	1,722
2752	32	2,170
2754	34	2,450
2756	35	2,596

## Aluminum square bars



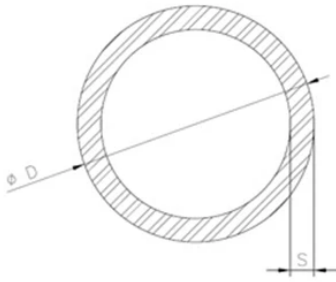
**Aluminum square bars** are profiles made with the **1050, 1070, 3103, and 6060** alloys both in the bar and reel formats. The minimum size is **4 mm** and their dimensional tolerances are **+/- 0.15 mm** on the side.

They are mainly used in the **mechanical, electromechanical, and furnishing** fields.

Here are the available sizes:

CODE	Side "L" (mm)	Weight (g/m)
2801	4	43
2802	5	68
2803	6	97
2804	7	132
2805	8	173
2806	9	219
2807	10	270
2808	11	327
2809	12	389
2810	13	456
2811	14	529
2812	15	608
2813	16	691
2814	17	780
2815	18	875
2816	19	975
2817	20	1080

## Aluminum round tubing



**Aluminum round tubing** is a type of profile made with the **1050, 1070, 3103, and 6060** alloys both in the bar and reel formats. The minimum size is **5 mm** and its dimensional tolerances are **+/- 0.15 mm** in diameter.

It is mainly used in the **mechanical, electromechanical, construction, and furnishing** fields.

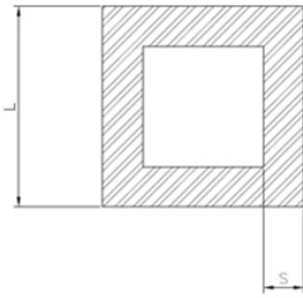
Here are the available sizes:

CODE	External Diameter "D" (mm)	Thickness "S" (mm)	Weight (g/m)
2401	5	1	34
2403	6	1	42
2405	7	1	51
2406	7	1.5	70
2407	7	2	85
2409	7.8	0.9	53
2411	8	1	59
2412	8	1.5	83
2413	8	2	102
2417	9	1	68
2418	9	2.8	147
2420	10	1	76
2421	10	1.5	108
2422	10	2	136
2423	10	2.5	159
2427	11	1.5	121
2429	12	1	93
2430	12	1.5	134
2431	12	2	170
2435	14	1	110
2436	14	1.5	159
2440	15	1	119
2444	16	1	127
2445	16	1.2	151
2446	16	1.5	184
2447	16	2	237
2451	18	1	144
2452	18	1.5	210
2453	18	2	271
2457	20	1	161
2458	20	1.5	235
2459	20	2	305

2460	20	3	432
2464	21	1	170
2466	22	1	178
2467	22	1,5	261
2468	22	2	339
2469	22	5	721
2470	22	6	814
2473	23	1,1	204
2474	23	1,2	222
2476	23,8	1,8	336
2478	24	1	195
2481	25	1	203
2482	25	1,2	242
2483	25	1,5	299
2484	25	2	390
2485	25	3,5	638
2488	26	2	407
2490	27	1	220
2491	27	2	424
2493	28	1	229
2494	28	1,7	379
2497	29	2	458
2498	29	2,5	562
2500	30	1	246
2501	30	1,2	293
2502	30	1,3	316
2503	30	1,5	362
2504	30	2	475
2505	30	2,5	583
2506	30	3	687
2509	30,4	1,1	273
2511	31,7	1,5	384
2513	32	2	509
2515	33	4	983
2517	33,5	2	534
2519	34	2,5	668
2521	35	1,5	426

2522	35	2,5	689
2523	35	3,5	935
2525	36	9	2060
2526	36	11	2331
2528	38	2,5	752
2529	38	5	1399
2531	40	3	941
2532	40	5	1484
2534	45	1,5	553
2536	50	2	813
2537	50	2,5	813
2538	50	5	1007
2541	52	9	1909
2543	55	1,58	3281
2545	56	8	716
2547	58	2,4	1131
2549	59	1,5	731
2551	60	2	983
2552	60	5	2331
2555	63,5	5	2481
2556	64	2,5	1303
2557	75,2	1,3	814

## Aluminum square tubing



**Aluminum square tubing** is a type of profile made with the **1050, 1070, 3103, and 6060** alloys both in the bar and reel formats. The minimum size is **8 mm** and its dimensional tolerances are **+/- 0.15 mm** on the side.

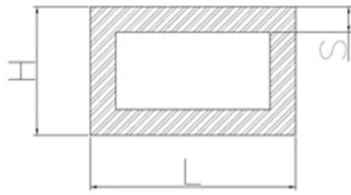
It is mainly used in the **mechanical, electromechanical, furnishing, and automotive** fields.

Here are the available sizes:

CODE	Side "L" (mm)	Thickness "S" (mm)	Weight (g/m)
2601	8	1	76
2604	10	1	97
2605	10	1.5	138
2606	10	2	173
2609	12	1.5	170
2610	12	2	216
2613	15	1.5	219
2614	15	2	281
2616	16	1.5	235
2618	18	1	184
2621	20	1.5	300
2622	20	2	389
2625	25	1.2	308
2626	25	1.5	381
2627	25	2	497
2628	25	2.5	608
2631	26	1.5	397
2633	30	1.5	462
2634	30	2	605
2637	35	1.5	543
2638	35	2	713
2641	40	2	821



## Aluminum rectangular tubing



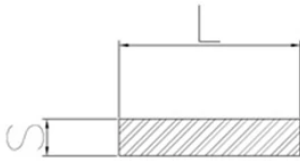
**Aluminum rectangular tubing** is a type of profile made with the **1050, 1070, 3103, and 6060** alloys both in the bar and reel formats. The size ranges from **12 mm to 80 mm** and its dimensional tolerances are **+/- 0.15 mm** on the side.

It is mainly used in the **construction, furnishing, electromechanical, and mechanical** fields.

Here are the available sizes:

CODE	Side "L" (mm)	Height "H" (mm)	Thickness "S" (mm)	Weight (g/m)
2651	12	5	1.2	95
2653	15	10	1.5	178
2656	18	12	1	151
2659	20	10	1.5	219
2660	20	10	2	281
2661	20	15	1.5	259
2662	20	15	2	335
2665	25	10	1	178
2666	25	10	1.5	259
2669	25	15	1.5	308
2670	25	15	2	389
2671	25	20	2	443
2674	30	10	1.5	300
2675	30	15	1.5	340
2676	30	15	2	443
2677	30	20	1.5	381
2678	30	20	2	497
2681	35	20	2	551
2684	40	20	2.6	769
2685	40	20	3	875
2686	40	30	2	713
2689	60	30	1	475
2690	60	30	2	929
2691	60	30	3	1361
2694	80	40	1.2	762

## Aluminum flat bars



**Aluminum flat bars** are profiles made with the **1050, 1070, 3103, and 6060** alloys both in the bar and reel formats. The size ranges from **5 mm to 100 mm** and their dimensional tolerances are **+/- 0.15 mm** on the side.

They are mainly used in the **mechanical, furnishing, electromechanical, and construction** fields.

Here are the available sizes:

CODE	Side "L" (mm)	Thickness "S" (mm)	Weight (g/m)
1301	5	2	27
1302	5	4.5	61
1304	6	2	32
1305	6	3	49
1306	6	4	65
1309	8	2	43
1310	8	3	65
1311	8	4	86
1312	8	5	108
1315	8.5	2	46
1316	8.5	2.5	57
1317	8.5	5	115
1319	9.8	2	53
1321	10	1.5	41
1322	10	2	54
1323	10	2.5	68
1324	10	3	81
1325	10	4	108
1326	10	5	135
1327	10	6	162
1328	10	7	189
1329	10	8	216
1333	11	3	89
1335	12	1.5	49
1336	12	2	65
1337	12	3	97
1338	12	4	130
1339	12	5	162
1340	12	6	194
1341	12	7	227
1342	12	8	259
1343	12	10	324
1347	13	9	316

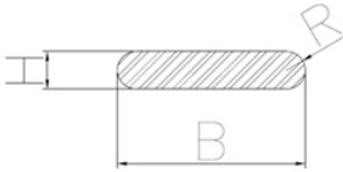
1348	13	10	351
1350	14	3	113
1352	14,6	4,8	189
1354	15	1,5	61
1355	15	2	81
1356	15	3	122
1357	15	4	162
1358	15	5	203
1359	15	6	243
1360	15	7	284
1361	15	8	324
1362	15	9	365
1363	15	10	405
1364	15	12	486
1368	16,5	7	312
1370	18	1,5	73
1371	18	2	97
1372	18	3	146
1373	18	4	194
1374	18	5	243
1377	20	1	54
1378	20	2	108
1379	20	2,5	135
1380	20	3	162
1381	20	4	216
1382	20	5	270
1383	20	6	324
1384	20	7	378
1385	20	10	540
1386	20	12	648
1387	20	13,5	729
1388	20	15	810
1392	21	16	907
1394	22	1,5	89
1396	25	1,5	101

1397	25	2	135
1398	25	3	203
1399	25	4	270
1400	25	5	338
1401	25	6	405
1402	25	7	473
1403	25	8	540
1404	25	10	675
1405	25	12	810
1406	25	15	1013
1407	25	20	1350
1409	28	4	302
1411	30	2	162
1412	30	3	243
1413	30	4	324
1414	30	5	405
1415	30	6	486
1416	30	8	648
1417	30	10	810
1418	30	15	1215
1422	32	4,5	389
1424	35	2	189
1425	35	3	284
1426	35	4	378
1427	35	5	473
1428	35	6	567
1429	35	8	756
1430	35	10	945
1431	35	15	1418
1435	40	1,5	162
1436	40	2	216
1437	40	3	324
1438	40	4	432
1439	40	5	540
1440	40	6	648

1441	40	7	756
1442	40	8	864
1443	40	10	1080
1444	40	12	1296
1448	42	9	1021
1450	45	2	243
1451	45	3	365
1452	45	4	486
1453	45	5	608
1454	45	6	729
1455	45	8	972
1456	45	10	1215
1459	50	2	270
1460	50	3	405
1461	50	4	540
1462	50	5	675
1463	50	6	810
1464	50	7	945
1465	50	8	1080
1466	50	10	1350
1467	50	12	1620
1471	55	2	297
1473	60	2	324
1474	60	3	486
1475	60	4	648
1476	60	5	810
1477	60	6	972
1478	60	8	1296
1482	70	2	378
1483	70	3	567
1484	70	4	756
1485	70	5	945
1488	75	2	405
1489	75	3	608
1490	75	4	810
1493	90	8	1944
1495	100	2	540

## Aluminum flat bars with rounded edges

**Aluminum flat bars with rounded edges** are profiles made with the **1050 and 1070** alloys both in the bar and reel formats. The size ranges **from 12 mm to 120 mm** and their dimensional tolerances are **+/- 0.15 mm** on the side.

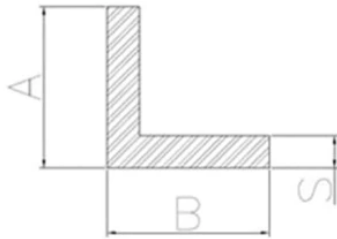


They are mainly used in the **electromechanical** field.

Here are the available sizes:

CODE	Base "B" (mm)	Hauteur "H" (mm)	Rayon "R" (mm)	Poids(g/m)
3104	12	2	1	60
4214	12	3	1,5	89
3353	15	5	2,5	189
3344	17	2,5	1,25	110
8748	17	3,5	1,75	156
3343	20	3	1,5	160
4485	25	4	2	265
3840	25	5	2,5	335
3842	25	6	3	400
6650	30	2	1	162
4487	30	3	1,5	238
4171	30	3,6	1,8	283
4172	30	4	2	313
3824	30	6	3	475
4402	35	3	1,5	280
4317	40	3	1,5	317
4395	40	3,6	1,8	390
4173	40	4	2	421
1200	60	6	3	950
1201	80	8	4	1592
1202	100	10	5	2640
1203	120	10	5	3183
1204	120	12	6	3578

## Aluminum corner extrusions with even sides



**Aluminum corner extrusions with even sides** are profiles made with the **1050, 1070, 3103, and 6060** alloys both in the bar and reel formats. Their dimensional tolerances are **+/- 0.15 mm** on the side.

They are mainly used in the **electronics, furnishing, robotics, and construction** fields.

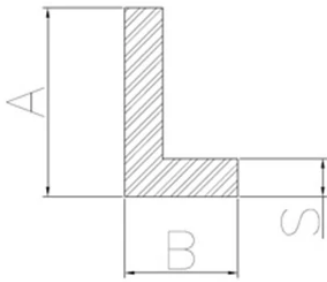
Here are the available sizes:

CODE	Height "A" (mm)	Base "B" (mm)	Thickness "S" (mm)	Weight (g/m)
1601	10	10	1	51
1602	10	10	1.5	75
1603	10	10	2	97
1606	12	12	1	62
1607	12	12	1.5	91
1608	12	12	2	119
1611	15	15	1	78
1612	15	15	1.5	115
1613	15	15	2	151
1614	15	15	3	219
1617	20	20	1	105
1618	20	20	1.5	156
1619	20	20	2	205
1620	20	20	2.5	253
1621	20	20	3	300
1622	20	20	4	389
1625	25	25	1.5	196
1626	25	25	2	259
1627	25	25	3	381
1628	25	25	4	497
1631	30	30	1.5	237
1632	30	30	2	313
1633	30	30	3	462
1634	30	30	4	605
1635	30	30	5	743
1638	35	35	1.5	277
1639	35	35	2	367
1640	35	35	3	543
1641	35	35	4	713
1644	40	40	1.5	318
1645	40	40	2	421
1646	40	40	3	624

1647	40	40	4	821
1650	45	45	2	475
1651	45	45	3	705
1654	50	50	2	529
1655	50	50	3	786
1656	50	50	4	1037
1657	50	50	5	1283



## Aluminum corner extrusions with uneven sides



**Aluminum corner extrusions with uneven sides** are profiles made with the **1050, 1070, 3103, and 6060** alloys both in the bar and reel formats. Their dimensional tolerances are **+/- 0.15 mm** on the side.

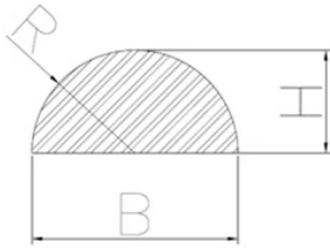
They are mainly used in the **mechanical, construction, electromechanical, and domestic** fields.

Here are the available sizes:

CODE	Height "A" (mm)	Base "B" (mm)	Thickness "S" (mm)	Weight (g/m)
1701	10	5	1.5	55
1703	12	3	1.2	45
1704	12	6	1	46
1707	15	10	1	65
1708	15	10	1.5	95
1709	15	10	2	124
1712	19	11	2	151
1714	20	10	1.5	115
1715	20	10	2	151
1716	20	15	1.5	136
1717	20	15	2	178
1718	20	15	3	259
1719	20	18	2	194
1720	20	25	1.5	176
1724	22	12	2	173
1726	25	10	1.5	136
1727	25	10	2	178
1728	25	12	2	189
1729	25	15	1.5	156
1730	25	15	2	205
1731	25	15	3	300
1732	25	20	2	232
1733	25	20	3	340
1737	30	10	1.5	156
1738	30	10	2	205
1739	30	11	1.2	129
1740	30	12	3	316
1741	30	15	1.5	176
1742	30	15	2	232
1743	30	15	3	340
1744	30	15	4	443
1745	30	18	2	248
1746	30	20	1.5	196

1747	30	20	2	259
1748	30	20	3	381
1749	30	20	4	497
1750	30	25	3	421
1754	35	10	1,5	176
1755	35	10	2	232
1756	35	15	2	259
1757	35	15	3	381
1758	35	15	4	497
1759	35	20	2	286
1760	35	20	3	421
1761	35	20	4	551
1762	35	25	3	462
1766	40	10	2	259
1767	40	15	2	286
1768	40	15	3	421
1769	40	15	4	551
1770	40	20	2	313
1771	40	20	3	462
1772	40	20	4	605
1773	40	25	2	340
1774	40	25	3	502
1775	40	25	4	659
1776	40	30	3	543
1777	40	35	2	394
1781	50	20	1,5	277
1782	50	20	2	367
1783	50	25	2	394
1784	50	25	3	583
1785	50	30	1,5	318
1786	50	30	2	421
1788	60	30	2	475
1789	60	30	3	705
1792	60	40	4	1037

## Aluminum semicircular elements



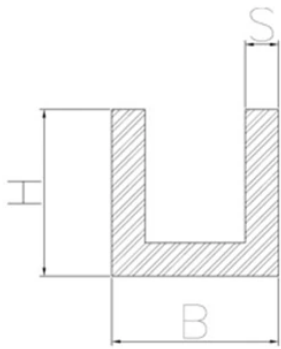
**Aluminum semicircular elements** are profiles made with the **1050, 1070, 3103, and 6060** alloys both in the bar and reel formats. Their dimensional tolerances are **+/- 0.15 mm** in diameter.

They are mainly used in the **construction, mechanical, electromechanical, and furnishing** fields.

Here are the available sizes:

CODE	Base "B" (mm)	Height "H" (mm)	Radius "R" (mm)	Weight (g/m)
2851	10	3	5.5	58
2852	12	6	6	154
2853	15	3	10.5	90
2854	15	3.5	11	100
2855	15	4	9	130
2856	15	5	8	150
2857	16	8	8	227
2858	18	3	15	110
2859	18	3.5	13.5	120
2860	18	4	13	14
2861	18	5	11.5	170
2862	20	3	18	125
2863	20	3.5	16	135
2864	20	4	14.5	155
2865	20	5	12.5	195
2866	22	3.5	18	142
2867	25	3	27.5	150
2868	25	3.5	24	175
2869	25	4	21.5	190
2870	25	5	18.5	235
2871	25	8	13.5	390
2872	30	3	39	170
2873	30	3.5	34	200
2874	30	4	30	250
2875	30	5	25	290
2876	40	4	52	305

## Aluminum U channel extrusions



**Aluminum U channel extrusions** are profiles made with the **1050, 1070, 3103, and 6060** alloys both in the bar and reel formats. Their dimensional tolerances are **+/- 0.15 mm** on the side.

They are mainly used in the **electronics, electromechanical, automation, furnishing, construction, and domestic** fields.

Here are the available sizes:

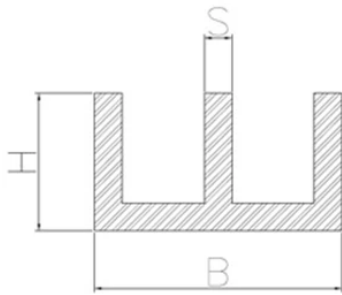
CODE	Base "B" (mm)	Heigh "H" (mm)	Thickness "S" (mm)	Weight (g/m)
2102	4,2	10	1,2	71
2013	6	6	1	43
2124	6	8	1	54
2040	a	10,5	1,2	80
2108	6	11	1	70
2071	6	15	1,2	109
2083	6	15	1,5	134
2127	6,5	15	1	93
2065	7	7	1	51
2090	7	8	1,2	67
2028	7	10	1,3	86
2148	7	10	1,5	97
2130	7,5	7	1,2	62
2001	8	8	1	59
2107	8	11	2	140
2076	8	15	1,2	115
2106	8	18	2	216
2039	8,5	12	1,2	98
2112	10	5	1	49
2121	10	8	1	65
2002	10	10	1	76
2003	10	10	1,2	89
2134	10	10	1,5	109
2082	10	10	2	140
2016	10	15	1,2	122
2135	10	15	1,5	150
2053	10	20	1,2	154
2079	10	20	2	248
2051	12	10	2	151
2015	12	12	1	92
2103	12	12	1,2	109
2074	12	12	1,5	134

2052	12	12	2	173
2029	12	15	1	108
2110	12	15	1,2	128
2038	12	15	1,5	158
2069	12	20	1	135
2037	12	20	2	259
2088	12,5	25	2	316
2159	13	10	1,5	122
2136	13	15	1,5	162
2022	13	16	2	221
2137	13	20	1,5	203
2122	13,5	8	1,5	107
2014	15	10	1	89
2138	15	10	1,5	130
2115	15	10	2	167
2017	15	12	1,2	119
2004	15	15	1,5	170
2078	15	15	2	221
2089	15	20	1,5	211
2063	15	20	2	275
2114	15	25	2	329
2157	15	30	2	383
2036	15	40	3	721
2034	16	18	2	259
2113	17	30	2	394
2033	18	13	1,2	135
2139	18	15	1,5	182
2140	18	15	2	238
2161	18	25	3	502
2097	19	10	1,5	146
2111	20	5	1	76
2152	20	8	1	92
2150	20	10	1	103
2141	20	10	1,2	122

2035	20	10	1,5	150
2026	20	10	2	194
2142	20	15	1,2	154
2128	20	15	1,5	190
2068	20	15	2	248
2125	20	20	1	157
2027	20	20	1,5	231
2021	20	20	2	302
2085	20	20	3	437
2094	20	30	1,5	312
2163	22	8,3	1,5	144
2158	22	10	2	205
2149	22	35	1,5	360
2153	22,5	10	1,5	160
2154	23	10	1,5	162
2129	23,4	14,2	1,2	160
2084	24	5,5	3	235
2143	25	10	1,5	170
2104	25	10	2	221
2144	25	12	1,5	186
2044	25	12	2	243
2126	25	15	1,5	211
2018	25	15	2	275
2160	25	16	2	286
2031	25	20	1,5	251
2032	25	20	2	329
2041	25	25	2	383
2116	28	20	2	346
2075	28	40	2,2	615
2131	30	10	1,5	190
2087	30	10	2	248
2030	30	12	2	270
2055	30	15	1,5	231
2025	30	15	2	302
2081	30	15	3	437

2024	30	20	2	356
2132	30	25	2	410
2037	30	30	2	464
2166	30	60	2,5	979
2147	33	23	1,5	308
2061	35	10	2	275
2067	35	11	1,5	219
2117	35	12	1,5	227
2118	35	12	2	297
2098	35	15	1,5	251
2064	35	15	2	329
2042	35	17	2	351
2133	35	20	2	383
2151	35	30	1,5	373
2086	40	10	2	302
2119	40	12	2	324
2093	40	15	1,5	271
2066	40	15	2	356
2056	40	20	1,5	312
2019	40	20	2	410
2080	45	15	2	383
2145	45	20	2	437
2057	48,5	18,5	1,5	334
2095	50	20	2	464
2020	50	25	2	518
2146	60	30	3	923
2162	60	40	4	1426
2096	70	15	2	518
2072	70	15	2,5	641

## Aluminum double duct profiles



**Aluminum double duct profiles** are extrusions made with the **1050, 1070, 3103, and 6060** alloys both in the bar and reel formats. The size ranges from **11 mm to 24.5 mm** and their dimensional tolerances are **+/- 0.15 mm** on the side.

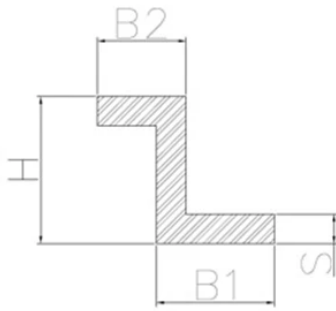
They are mainly used in the **electronics, electromechanical, automotive, furnishing, construction, and domestic** fields.

Here are the available sizes:

CODE	Base "B" (mm)	Height "H" (mm)	Thickness "S" (mm)	Weight (g/m)
2043	11	6	1.2	82
2005	12	8	1.2	105
2006	14	7	1.2	102
2054	14	12	1.2	150
2007	16	7	1.2	108
2062	16	12	1.2	157
2155	16	14	1.3	190
2008	17	10	1.2	141
2060	18	8	1.2	124
2023	18	15.5	1.3	213
2105	20	8	1.2	131
2009	20	11	1.2	160
2109	20	12	1.2	170
2010	20	15	1	167
2011	20	16	1.2	209
2012	20	18	1.2	228
2077	20	20	1.3	267
2156	21	7	1.5	152
2070	21	14	1	162
2059	21	14	1.5	237
2099	24	12	1.3	197
2100	24.5	16	1.5	275



## Aluminum Z bars



**Aluminum Z bars** are profiles made with the **1050, 1070, 3103, and 6060** alloys both in the bar and reel formats. They can have equal or unequal bases and their dimensional tolerances are **+/- 0.15 mm** on the side.

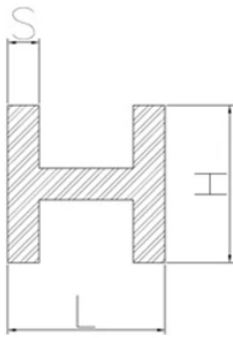
They are mainly used in the **mechanical, electronics, construction, domestic, and automotive** fields.

Here are the available sizes:

CODE - Z-Profiles with equal bases	Base (mm)	Height (mm)	Thickness (mm)	Weight (g/m)
3547	4	16	1	59
3655	4	22	1	76
3488	4.5	12	1	51
3726	10	20	1.5	150
3554	10	20	2	194
3727	10	25	1.5	170
3724	10	25	2	221
3728	10	30	1.5	190
3439	10	30	2	248
3920	11	6	2	130
3919	11	10	2	151
3249	15	19	3	348
3250	15	20	3	356
3286	15	25	2	275
4283	15	30	2	302
3461	15	35	3	478
4337	16	15	2	232
3312	20	20	3	437

CODE - Z-Profiles with unequal bases	Base 1 "B1" (mm)	Base 2 "B2" (mm)	Height "H" (mm)	Thickness "S" (mm)	Weight (gr/mt)
3454	20	15	20	1,5	211
3914	20	15	20	3	397
3587	4	11	7	1	54

## Aluminum H sections



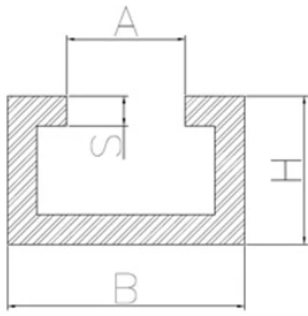
**Aluminum H sections** are profiles made with the **1050, 1070, 3103, and 6060** alloys both in the bar and reel formats. They can have equal or unequal sides and their dimensional tolerances are **+/- 0.15 mm** on the side.

They are mainly employed in the **engineering, mechanical, electromechanical, and construction** fields.

Here are the available sizes:

CODE	Height "H" (mm)	Side "L" (mm)	Thickness "S" (mm)	Weight (g/m)
3144	18	10	1.35	155
3230	27	13	2	375
3334	8	5	1.25	60
3626	24	14	2	310
3731	15	5.5	1.1	100
3732	20	12	1.2	165
4596	34	17.2	1.5	335

## Aluminum T-tracks



**Aluminum T-tracks** are profiles made with the **1050, 1070, 3103, and 6060** alloys both in the bar and reel formats. Their dimensional tolerances are **+/- 0.15 mm** on the side.

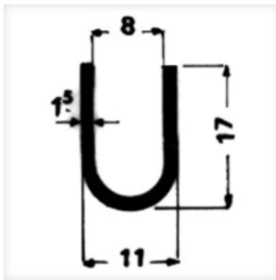
They are mainly used in the **mechanical, electronics, construction, domestic, and automotive** fields.

Here are the available sizes:

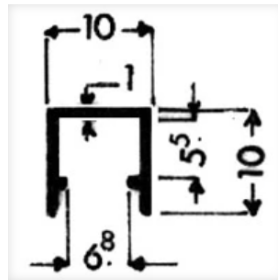
CODE	Base "B" (mm)	Height "H" (mm)	Aperture "A" (mm)	Thickness "S" (mm)	Weight (g/m)
8018	10	4	4	1.1	58
4594	14	5	4.5	1	80
5723	14.2	8	6.4	1.2	108
4409	14.4	8	6.5	1.1	101
4663	15	5	5	1	84
7289	15	8	5	1.5	142
4378	15	14	7	2	232
5290	16	10.5	8	1.5	158
3674	18	8	6	1.2	133
3385	18	8	7.5	1.5	156
6121	19.2	10	9.2	1.8	204
4505	20	4.5	10	1.3	119
5320	20	4.6	10	1.3	119
8019	21	9	11	1	122
4575	21	9	11	1.2	143
4186	22	6	16	1.2	114
3677	22	7.5	12	2	211
7563	25	4.5	12	1.2	137
4807	25	5	17	1.5	150
4187	25	9	12.9	1.7	222
3660	25	9.2	12	1.75	233
9540	25	9.5	17	1.5	186
9692	25	10	10	2.5	338
4805	25.5	10	12	2	275
4752	30	10	10	1	178
4535	30	10	10	1.5	259
5323	35	13	19	1.5	288
3875	40	5	30	1.5	219
4556	40	13	20	1.5	324
4443	45	8.3	33	2.4	415
4433	54	10.6	42	2	428
3405	55	6.7	49.5	1	189

## SPECIAL ALUMINUM EXTRUSION PROFILES

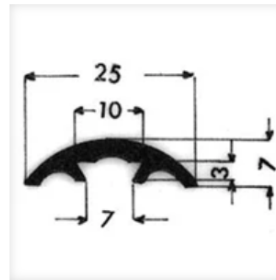
**Special aluminum profiles** are extrusions with specific shapes and sizes and dimensional tolerances of  $\pm 0.15$  mm. They are manufactured from the 1050, 1070, 3103, and – mostly – the **6060** aluminum alloys. They find applications in the **mechanical, construction, furnishing, and electromechanical** fields, as well as in other industries.



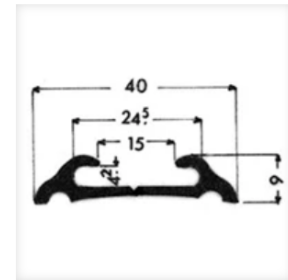
Special U-profiles



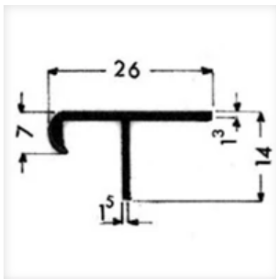
Aluminum glazing extrusions



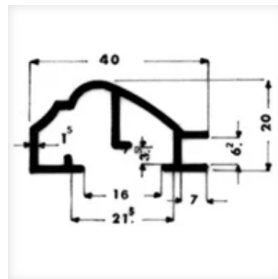
Aluminum borders with screw attachments



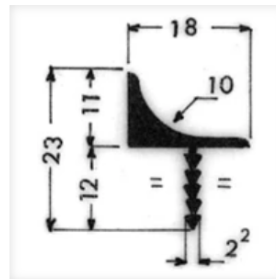
Aluminum trim profiles for motor vehicles



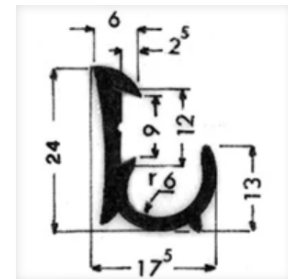
Transition strips with shanks



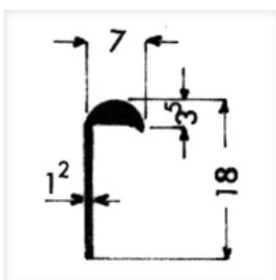
Aluminum picture frames



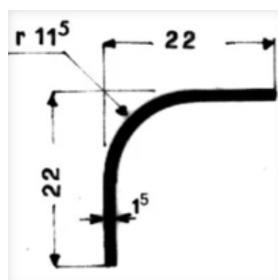
Extruded aluminum handles



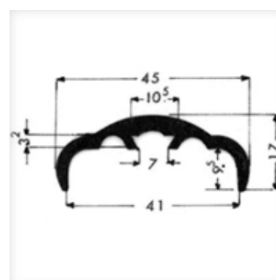
Aluminum drainers and water deflectors



Aluminum curve profiles

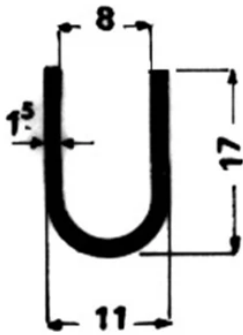


Corner elements with special cross-sections



Handrail extrusions

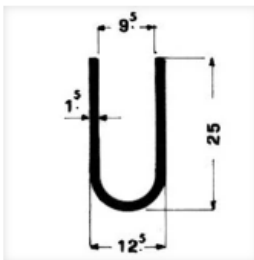
## Special aluminum U channels



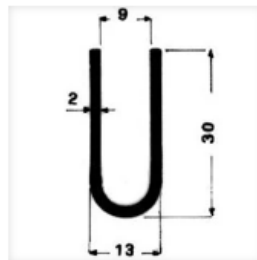
**Special aluminum U channels** are specific profiles made with the **1050, 1070, 3103, and 6060** alloys. Their dimensional tolerances are **+/- 0.15 mm** on the side.

They are mainly used in the **electronics, electromechanical, automation, furnishing, construction, and domestic** fields.

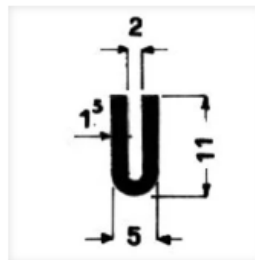
Here are the available products:



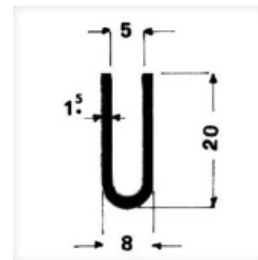
**Code 3156**  
PGM 215 g/m ⓘ



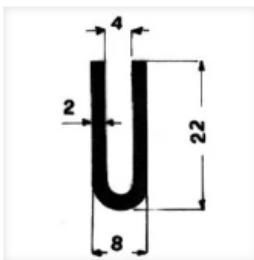
**Code 3157**  
PGM 350 g/m ⓘ



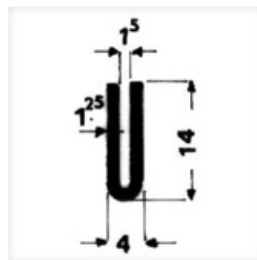
**Code 3198**  
PGM 95 g/m ⓘ



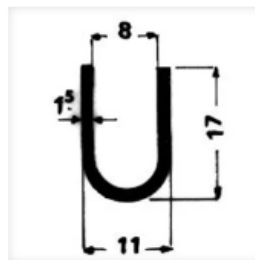
**Code 3208**  
PGM 170 g/m ⓘ



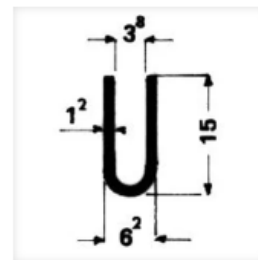
**Code 3279**  
PGM 240 g/m ⓘ



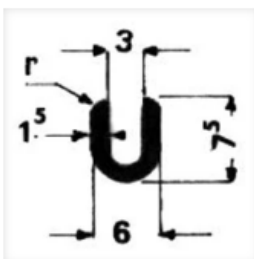
**Code 3299**  
PGM 100 g/m ⓘ



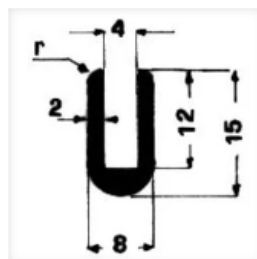
**Code 3384**  
PGM 155 g/m ⓘ



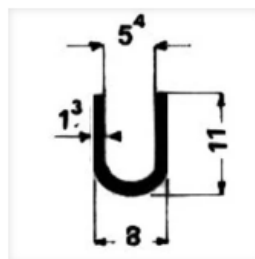
**Code 3449**  
PGM 105 g/m ⓘ



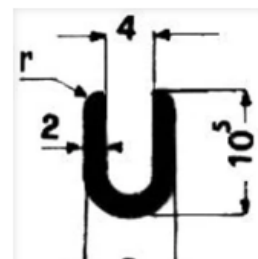
**Code 3594**  
PGM 65 g/m ⓘ



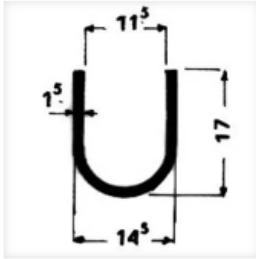
**Code 3595**  
PGM 175 g/m ⓘ



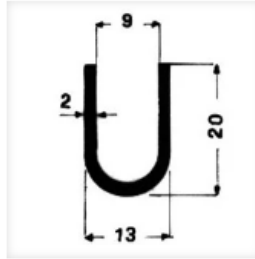
**Code 3705**  
PGM 95 g/m ⓘ



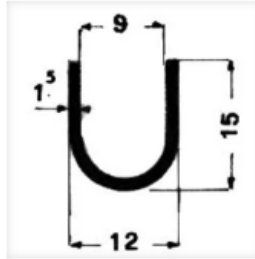
**Code 3738**  
PGM 120 g/m ⓘ



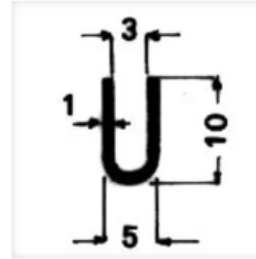
**Code 3864**  
PGM 170 g/m ⓘ



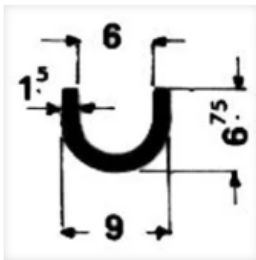
**Code 4143**  
PGM 245 g/m ⓘ



**Code 3966**  
PGM 140 g/m ⓘ

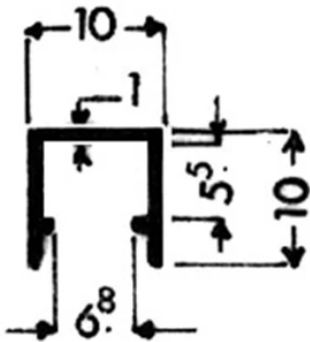


**Code 4225**  
PGM 58 g/m ⓘ



**Code 4305**  
PGM 68 g/m ⓘ

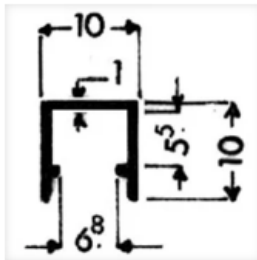
## Aluminum glazing extrusions



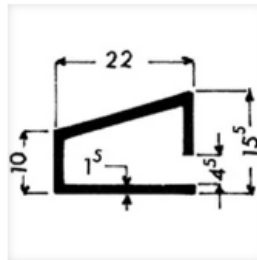
**Aluminum glazing extrusions** are specific profiles made with the **6060** alloys in the bar format. Their dimensional tolerances are **+/- 0.15 mm** on the side.

They are mainly used in door and window mounting applications, thus in the **furnishing and construction** fields.

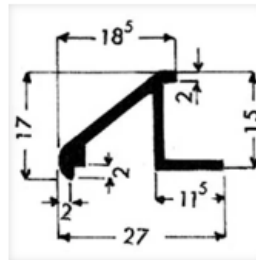
Here are the available products:



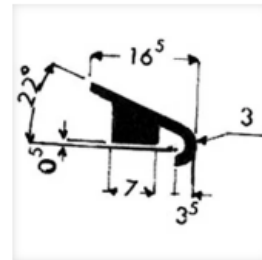
**Code 2058**  
PGM 240 g/m ⓘ



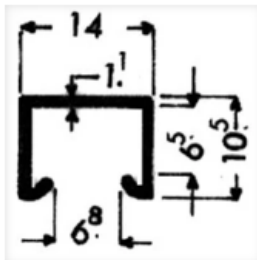
**Code 3158**  
PGM 240 g/m ⓘ



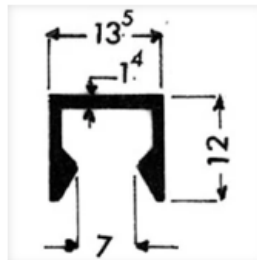
**Code 3170**  
PGM 280 g/m ⓘ



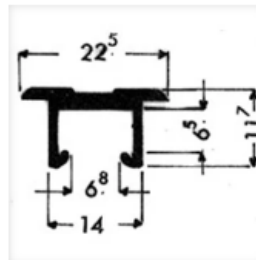
**Code 3171**  
PGM 210 g/m ⓘ



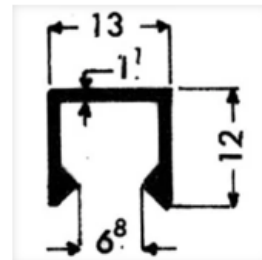
**Code 3175**  
PGM 195 g/m ⓘ



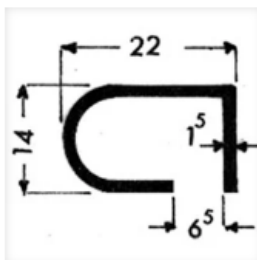
**Code 3203**  
PGM 195 g/m ⓘ



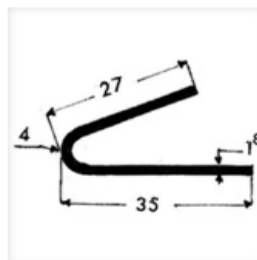
**Code 3238**  
PGM 195 g/m ⓘ



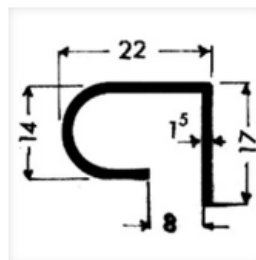
**Code 3248**  
PGM 195 g/m ⓘ



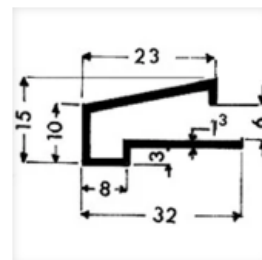
**Code 3293**  
PGM 240 g/m ⓘ



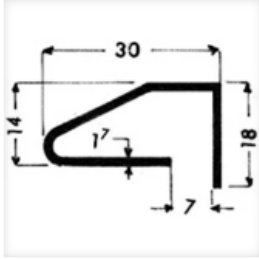
**Code 3311**  
PGM 240 g/m ⓘ



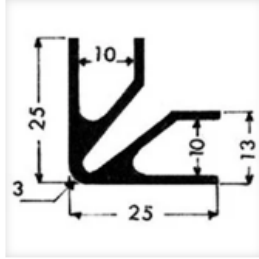
**Code 3323**  
PGM 280 g/m ⓘ



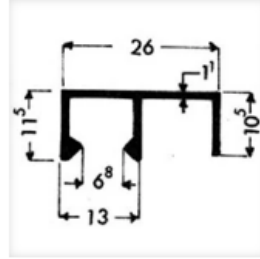
**Code 3346**  
PGM 210 g/m ⓘ



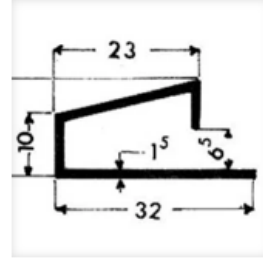
**Code 3376**  
PGM 195 g/m ⓘ



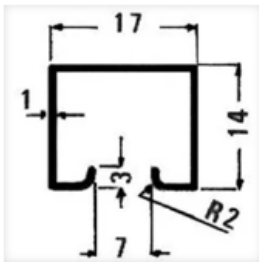
**Code 3421**  
PGM 195 g/m ⓘ



**Code 3463**  
PGM 195 g/m ⓘ



**Code 3505**  
PGM 195 g/m ⓘ

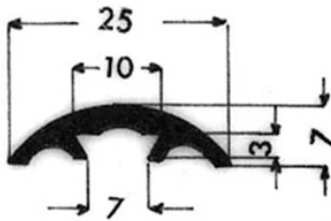


**Code 4491**  
PGM 195 g/m ⓘ



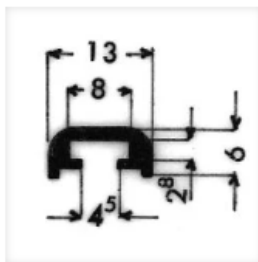
## Aluminum borders with screw attachments

**Aluminum borders with screw attachments** are specific profiles made with the **6060** aluminum alloy in the bar format. Their dimensional tolerances are **+/- 0.15 mm** on the side.

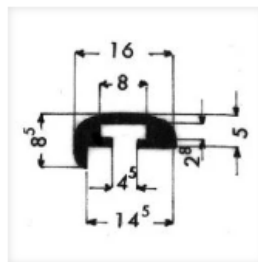


They are mainly used in **the construction of industrial vehicles and technical furnishing elements**.

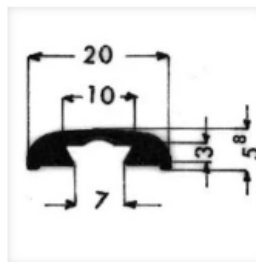
Here are the available products:



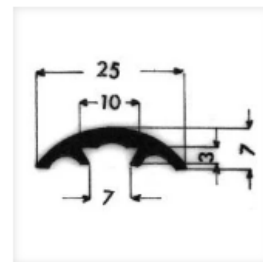
**Code 3054**  
PGM 100 g/m ⓘ



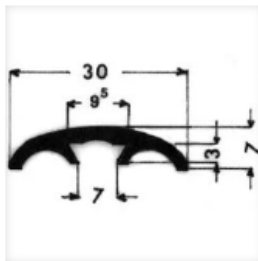
**Code 3055**  
PGM 130 g/m ⓘ



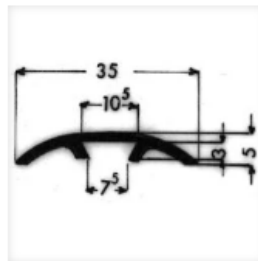
**Code 3056**  
PGM 160 g/m ⓘ



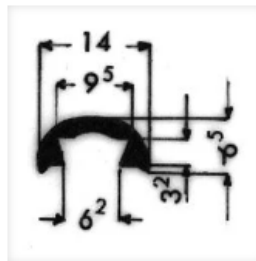
**Code 3057**  
PGM 175 g/m ⓘ



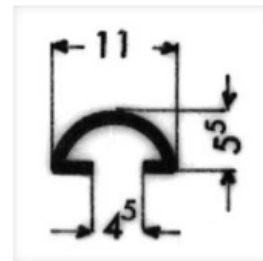
**Code 3058**  
PGM 195 g/m ⓘ



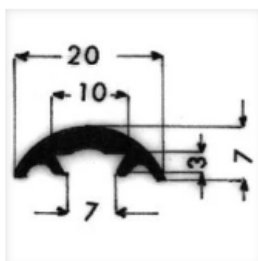
**Code 3059**  
PGM 160 g/m ⓘ



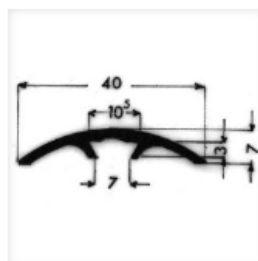
**Code 3136**  
PGM 110 g/m ⓘ



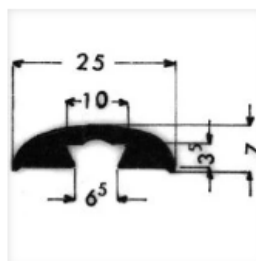
**Code 3176**  
PGM 60 g/m ⓘ



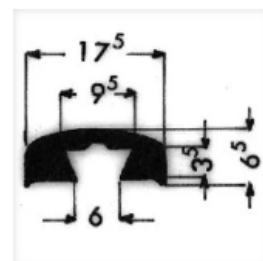
**Code 3225**  
PGM 145 g/m ⓘ



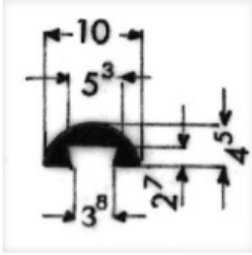
**Code 3226**  
PGM 230 g/m ⓘ



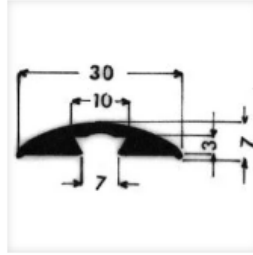
**Code 3310**  
PGM 265 g/m ⓘ



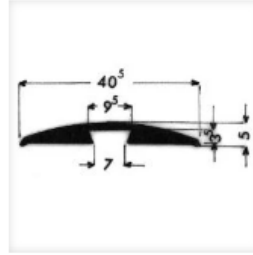
**Code 3445**  
PGM 160 g/m ⓘ



**Code 3448**  
PGM 60 g/m ⓘ



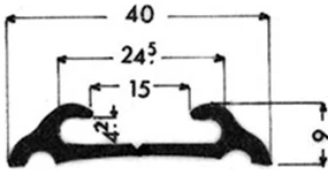
**Code 3487**  
PGM 260 g/m ⓘ



**Code 3109**  
PGM 280 g/m ⓘ

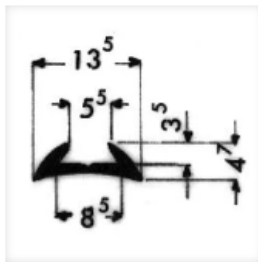
## Aluminum trim profiles

**Aluminum trim profiles** are specific extrusions made with the **6060** alloy in the bar format. Their dimensional tolerances are **+/- 0.15 mm** on the side.

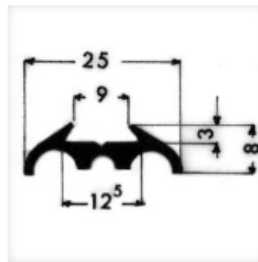


They are mainly used in the **construction of industrial and commercial vehicles**.

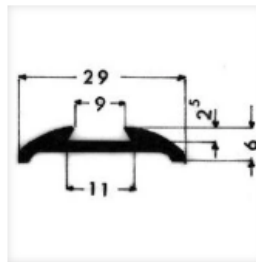
Here are the available products:



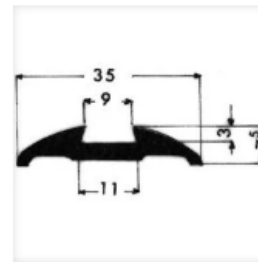
**Code 3060**  
PGM 75 g/m ⓘ



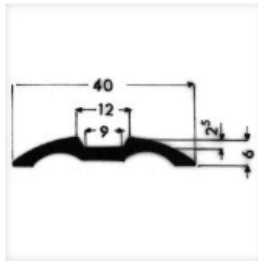
**Code 3062**  
PGM 170 g/m ⓘ



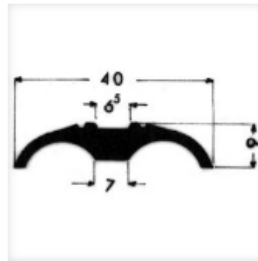
**Code 3063**  
PGM 215 g/m ⓘ



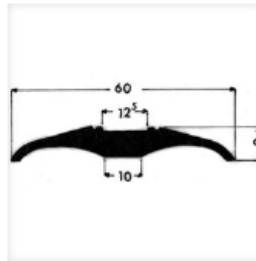
**Code 3064**  
PGM 315 g/m ⓘ



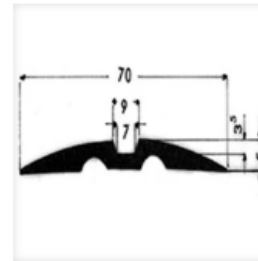
**Code 3106**  
PGM 310 g/m ⓘ



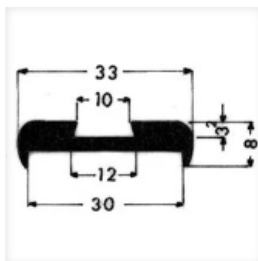
**Code 3110**  
PGM 370 g/m ⓘ



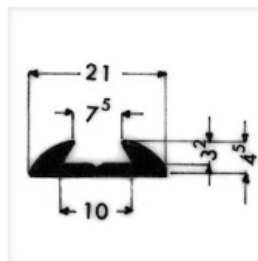
**Code 3112**  
PGM 470 g/m ⓘ



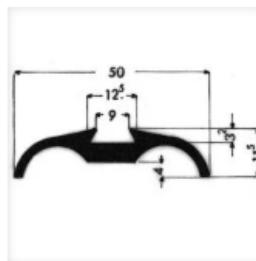
**Code 3137**  
PGM 465 g/m ⓘ



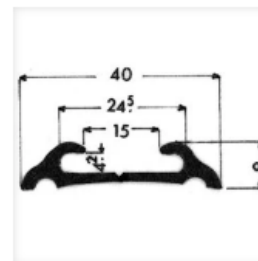
**Code 3183**  
PGM 350 g/m ⓘ



**Code 3209**  
PGM 135 g/m ⓘ

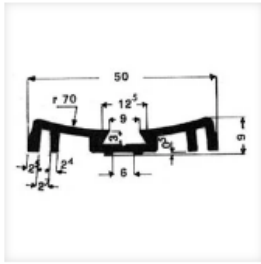


**Code 3065**  
PGM 490 g/m ⓘ

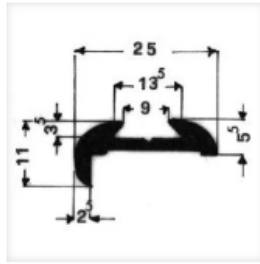


**Code 3070**  
PGM 315 g/m ⓘ

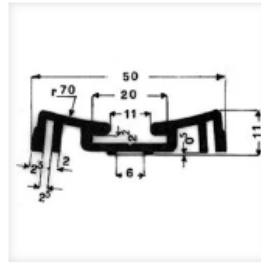




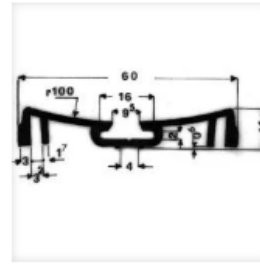
**Code 3690**  
PGM 430 g/m ⓘ



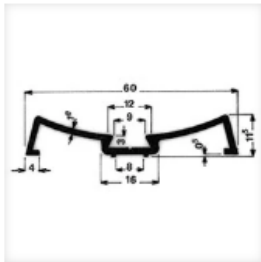
**Code 3691**  
PGM 245 g/m ⓘ



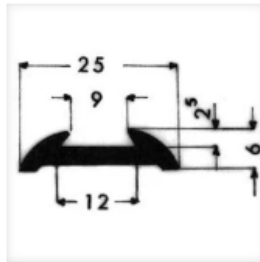
**Code 3692**  
PGM 565 g/m ⓘ



**Code 3710**  
PGM 520 g/m ⓘ



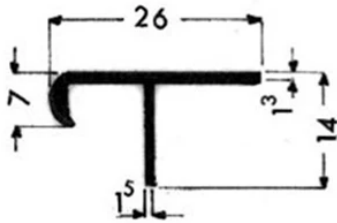
**Code 3867**  
PGM 435 g/m ⓘ



**Code 3381**  
PGM 155 g/m ⓘ

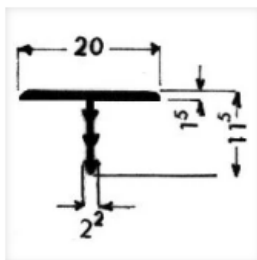
## Transition strips with shanks

**Transition strips with shanks** are specific profiles made with the **6060** aluminum alloy. Their dimensional tolerances are **+/- 0.15 mm** on the side.

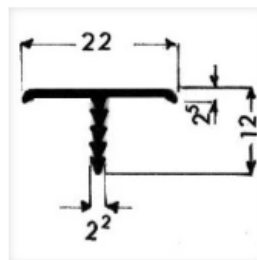


They are mainly used in the **furnishing** field.

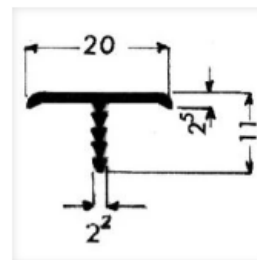
Here are the available products:



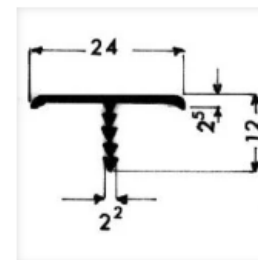
**Code 3001**  
PGM 110 g/m ⓘ



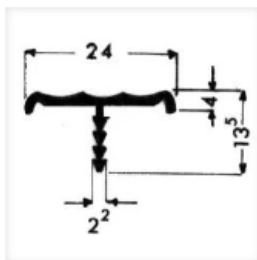
**Code 3003**  
PGM 120 g/m ⓘ



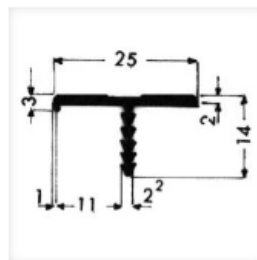
**Code 3002**  
PGM 115 g/m ⓘ



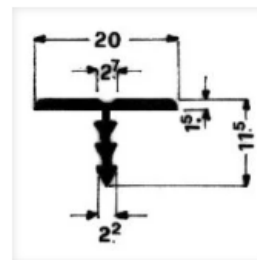
**Code 3004**  
PGM 135 g/m ⓘ



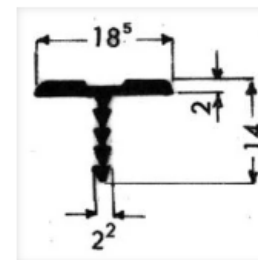
**Code 3014**  
PGM 145 g/m ⓘ



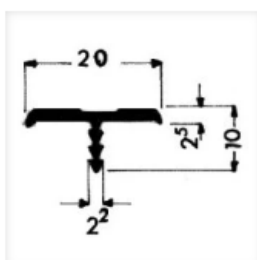
**Code 3015**  
PGM 155 g/m ⓘ



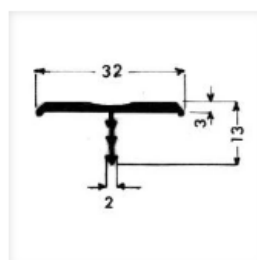
**Code 3132**  
PGM 110 g/m ⓘ



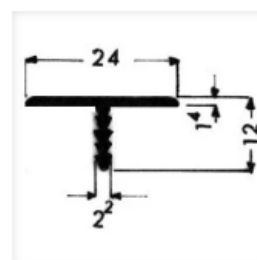
**Code 3166**  
PGM 13 g/m ⓘ



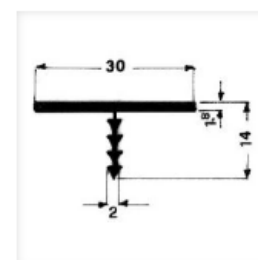
**Code 3232**  
PGM 105 g/m ⓘ



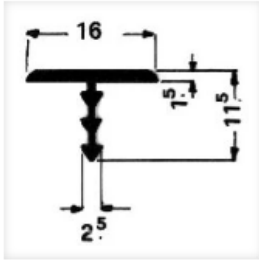
**Code 3307**  
PGM 195 g/m ⓘ



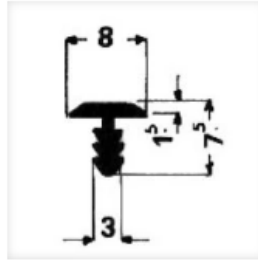
**Code 3369**  
PGM 130 g/m ⓘ



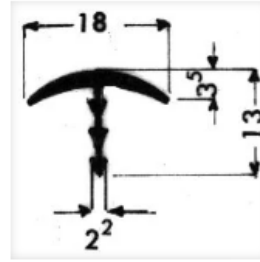
**Code 3514**  
PGM 185 g/m ⓘ



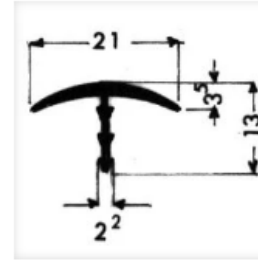
**Code 4104**  
PGM 100 g/m ⓘ



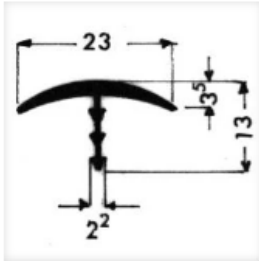
**Code 4309**  
PGM 66 g/m ⓘ



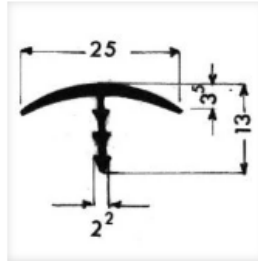
**Code 3005**  
PGM 110 g/m ⓘ



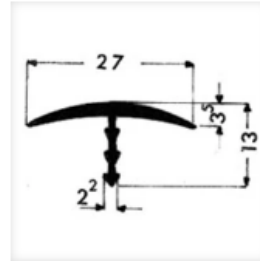
**Code 3006**  
PGM 115 g/m ⓘ



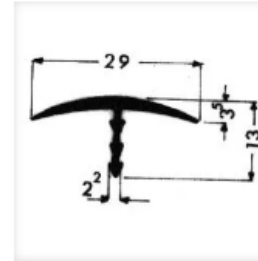
**Code 3007**  
PGM 120 g/m ⓘ



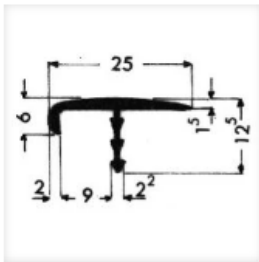
**Code 3008**  
PGM 130 g/m ⓘ



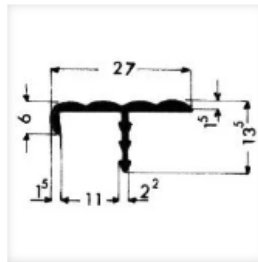
**Code 3009**  
PGM 145 g/m ⓘ



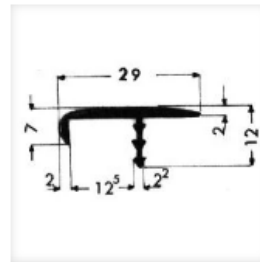
**Code 3010**  
PGM 155 g/m ⓘ



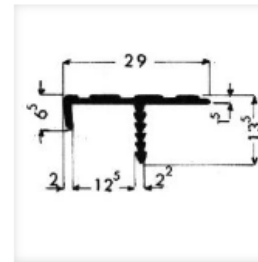
**Code 3011**  
PGM 140 g/m ⓘ



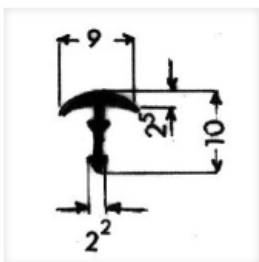
**Code 3013**  
PGM 145 g/m ⓘ



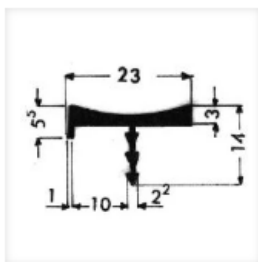
**Code 3012**  
PGM 165 g/m ⓘ



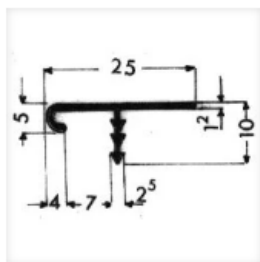
**Code 3108**  
PGM 150 g/m ⓘ



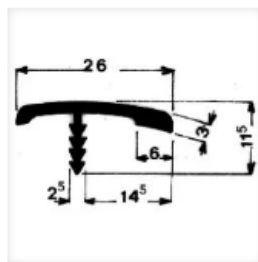
**Code 3147**  
PGM 60 g/m ⓘ



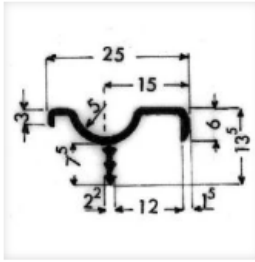
**Code 3252**  
PGM 175 g/m ⓘ



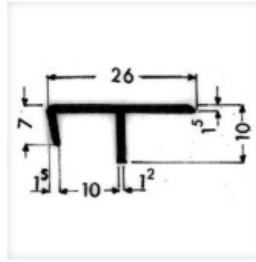
**Code 3418**  
PGM 140 g/m ⓘ



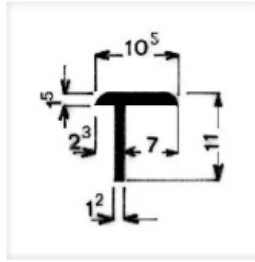
**Code 3791**  
PGM 175 g/m ⓘ



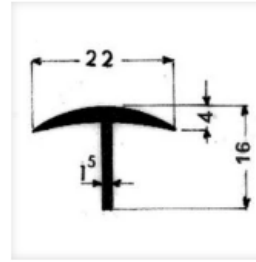
**Code 3204**  
PGM 155 g/m [i](#)



**Code 3227**  
PGM 145 g/m [i](#)



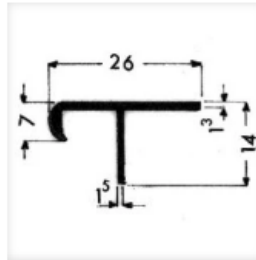
**Code 3275**  
PGM 140 g/m [i](#)



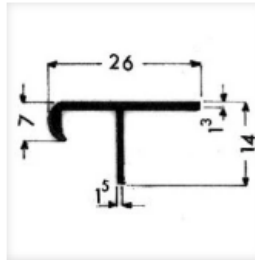
**Code 3313**  
PGM 330 g/m [i](#)



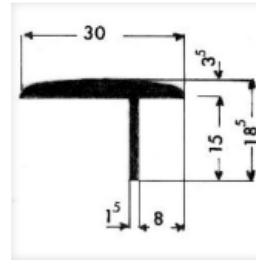
**Code 3342**  
PGM 95 g/m [i](#)



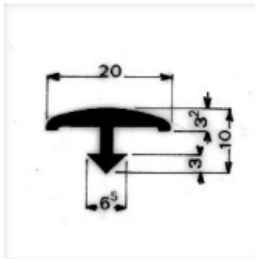
**Code 3419**  
PGM 170 g/m [i](#)



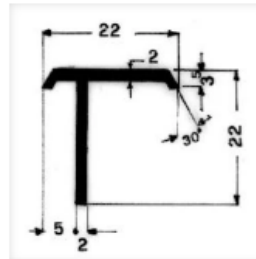
**Code 3459**  
PGM 185 g/m [i](#)



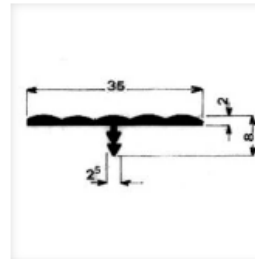
**Code 3601**  
PGM 295 g/m [i](#)



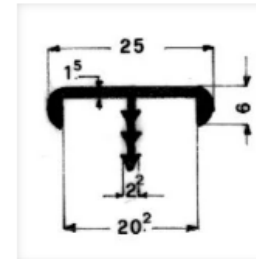
**Code 3719**  
PGM 155 g/m [i](#)



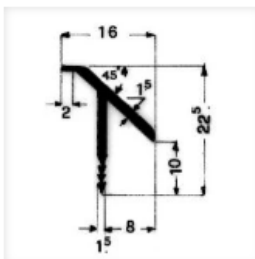
**Code 4020**  
PGM 225 g/m [i](#)



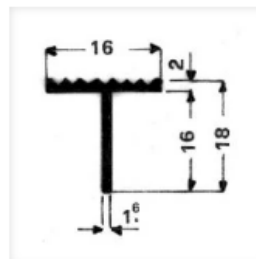
**Code 3835**  
PGM 180 g/m [i](#)



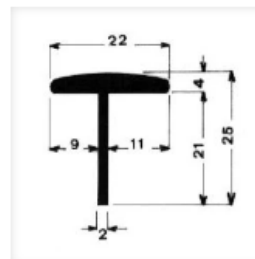
**Code 4078**  
PGM 185 g/m [i](#)



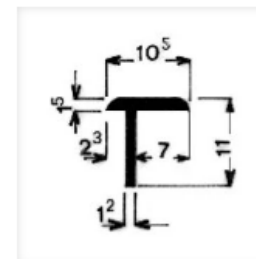
**Code 4085**  
PGM 145 g/m [i](#)



**Code 4137**  
PGM 140 g/m [i](#)

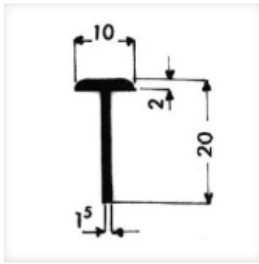


**Code 3113**  
PGM 110 g/m [i](#)

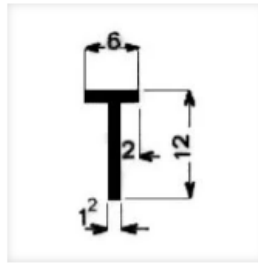


**Code 3263**  
PGM 110 g/m [i](#)

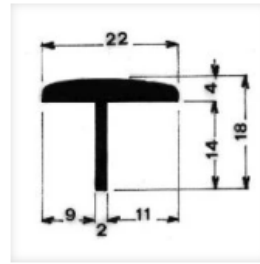




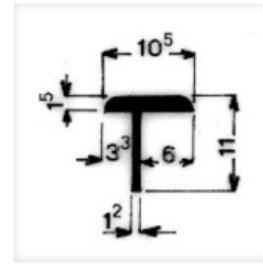
**Code 3127**  
PGM 110 g/m [i](#)



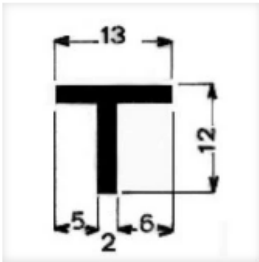
**Code 3605**  
PGM 75 g/m [i](#)



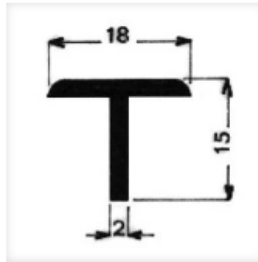
**Code 3618**  
PGM 130 g/m [i](#)



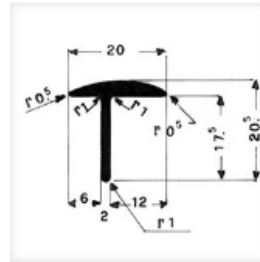
**Code 3630**  
PGM 105 g/m [i](#)



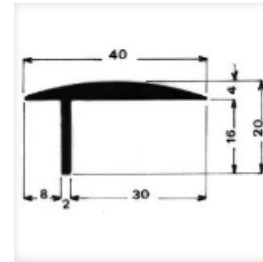
**Code 3675**  
PGM 95 g/m [i](#)



**Code 3722**  
PGM 120 g/m [i](#)



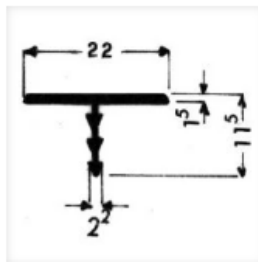
**Code 3845**  
PGM 140 g/m [i](#)



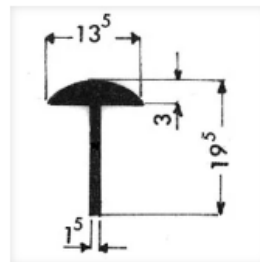
**Code 3874**  
PGM 70 g/m [i](#)



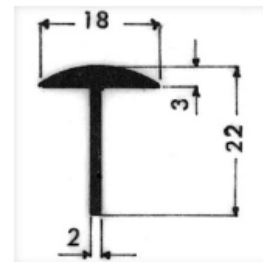
**Code 4001**  
PGM 120 g/m [i](#)



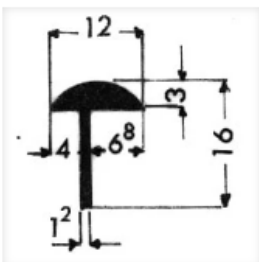
**Code 3094**  
PGM 120 g/m [i](#)



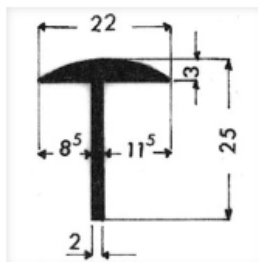
**Code 3016**  
PGM 150 g/m [i](#)



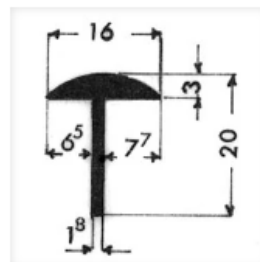
**Code 3017**  
PGM 210 g/m [i](#)



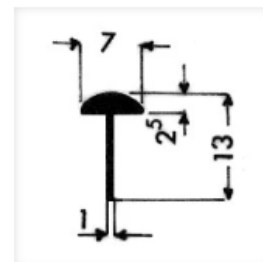
**Code 3018**  
PGM 120 g/m [i](#)



**Code 3019**  
PGM 240 g/m [i](#)



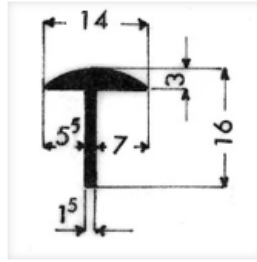
**Code 3143**  
PGM 175 g/m [i](#)



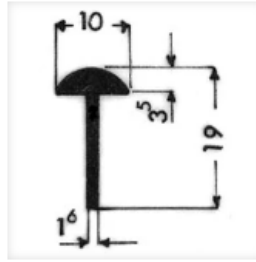
**Code 3165**  
PGM 68 g/m [i](#)



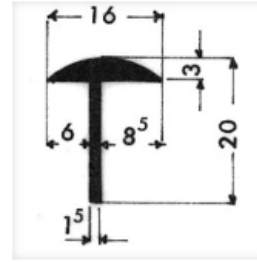
**Code 3174**  
PGM 125 g/m ⓘ



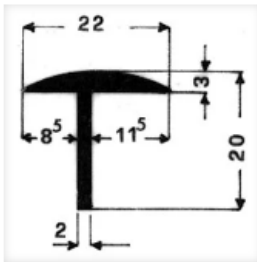
**Code 3228**  
PGM 145 g/m ⓘ



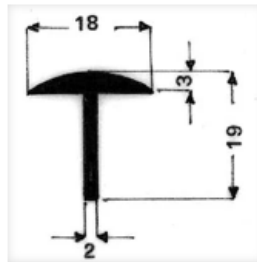
**Code 3496**  
PGM 135 g/m ⓘ



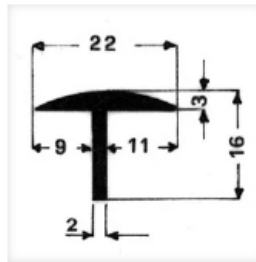
**Code 3500**  
PGM 170 g/m ⓘ



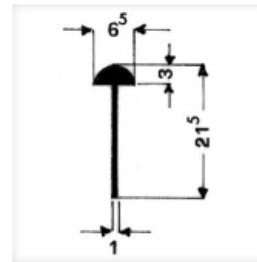
**Code 3648**  
PGM 220 g/m ⓘ



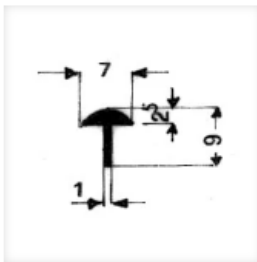
**Code 3657**  
PGM 190 g/m ⓘ



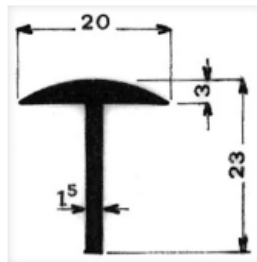
**Code 3680**  
PGM 210 g/m ⓘ



**Code 3688**  
PGM 90 g/m ⓘ



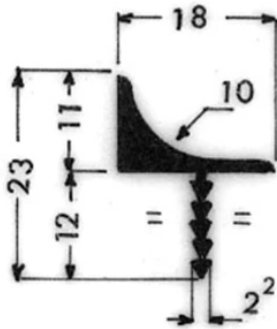
**Code 3748**  
PGM 55 g/m ⓘ



**Code 4009**  
PGM 205 g/m ⓘ



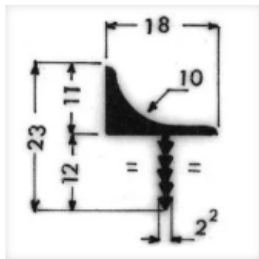
## Extruded aluminum handles



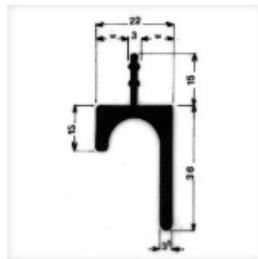
**Extruded aluminum handles** are specific profiles made with the **6060** alloy in the bar format. Their dimensional tolerances are **+/- 0.15 mm** on the side.

They are mainly used in the **furnishing field, even for technical elements.**

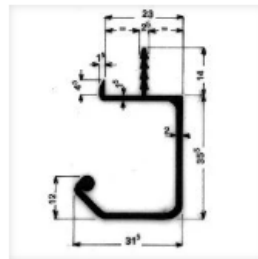
Here are the available products:



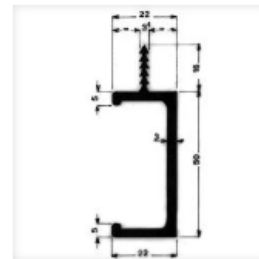
**Code 3210**  
PGM 230 g/m [i](#)



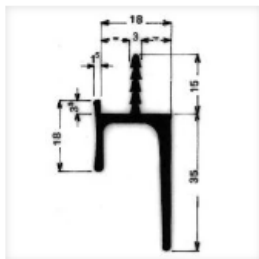
**Code 3698**  
PGM 864 g/m [i](#)



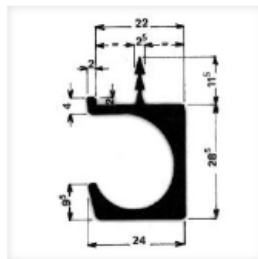
**Code 3839**  
PGM 590 g/m [i](#)



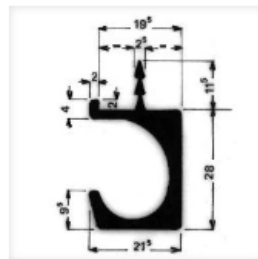
**Code 3854**  
PGM 770 g/m [i](#)



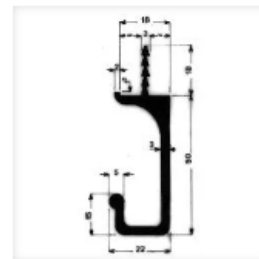
**Code 3961**  
PGM 495 g/m [i](#)



**Code 3984**  
PGM 775 g/m [i](#)



**Code 3996**  
PGM 705 g/m [i](#)



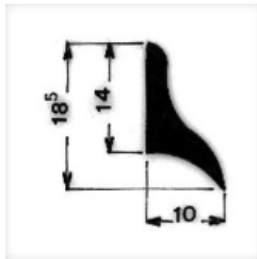
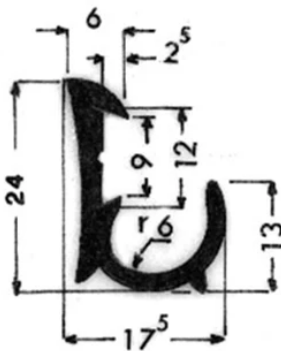
**Code 4006**  
PGM 1125 g/m [i](#)

## Aluminum drainers and water deflectors

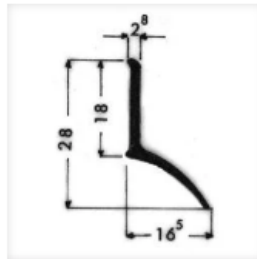
**Aluminum drainers and water deflectors** are specific profiles made with the **6060** alloy in the bar format. Their dimensional tolerances are **+/- 0.15 mm** on the side.

They are mainly used in the **automotive industry and in the construction of industrial and commercial vehicles.**

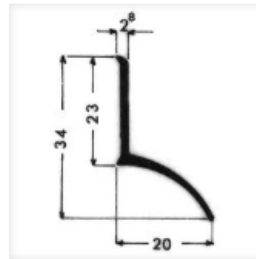
Here are the available products:



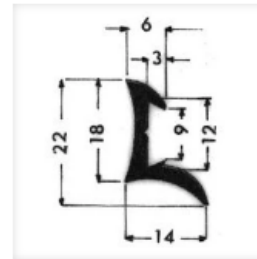
**Code 3073**  
PGM 140 g/m ⓘ



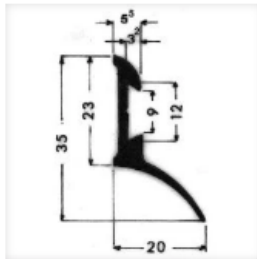
**Code 3074**  
PGM 165 g/m ⓘ



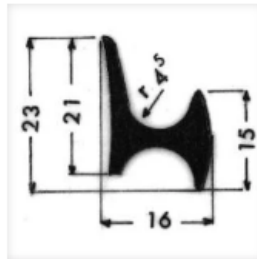
**Code 3075**  
PGM 230 g/m ⓘ



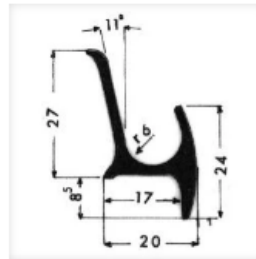
**Code 3076**  
PGM 190 g/m ⓘ



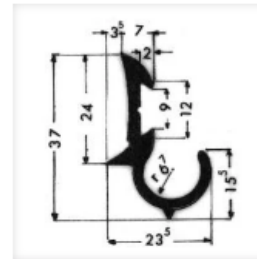
**Code 3077**  
PGM 300 g/m ⓘ



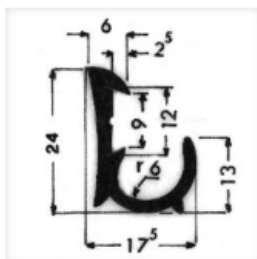
**Code 3078**  
PGM 325 g/m ⓘ



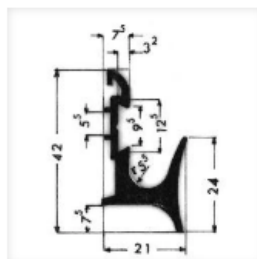
**Code 3079**  
PGM 440 g/m ⓘ



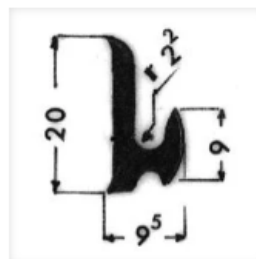
**Code 3081**  
PGM 390 g/m ⓘ



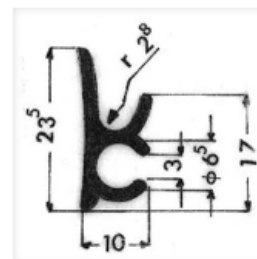
**Code 3080**  
PGM 270 g/m ⓘ



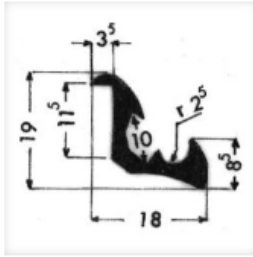
**Code 3124**  
PGM 440 g/m ⓘ



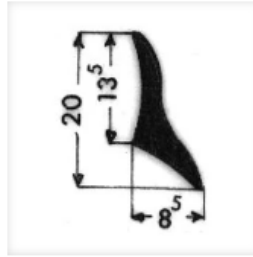
**Code 3159**  
PGM 200 g/m ⓘ



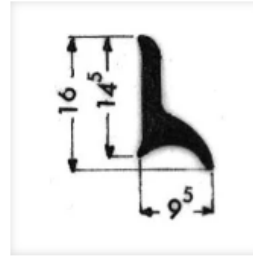
**Code 3298**  
PGM 225 g/m ⓘ



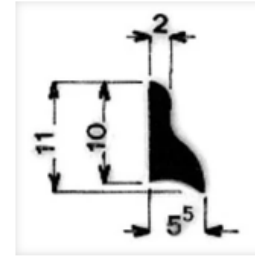
**Code 3404**  
PGM 230 g/m [i](#)



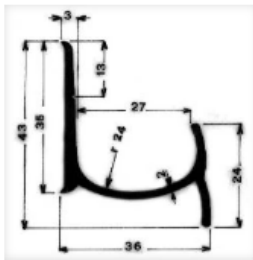
**Code 3521**  
PGM 140 g/m [i](#)



**Code 3539**  
PGM 125 g/m [i](#)

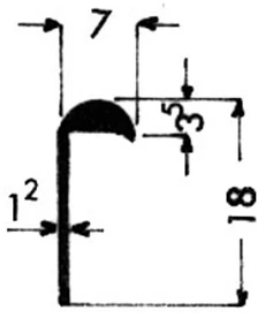


**Code 3985**  
PGM 85 g/m [i](#)



**Code 3991**  
PGM 605 g/m [i](#)

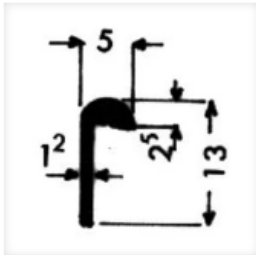
## Aluminum curve profiles



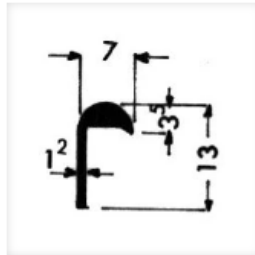
**Aluminum curve profiles** are specific extrusions made with the **6060** alloy in the bar format. Their dimensional tolerances are **+/- 0.15 mm** on the side.

They are mainly used in the **furnishing field, even for technical elements.**

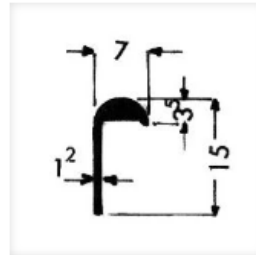
Here are the available products:



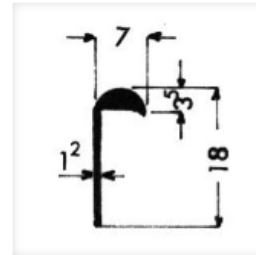
**Code 3020**  
PGM 300 g/m ⓘ



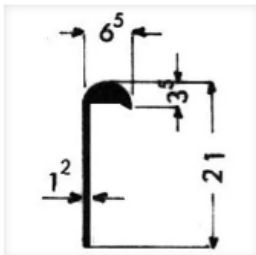
**Code 3021**  
PGM 290 g/m ⓘ



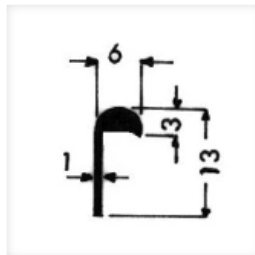
**Code 3022**  
PGM 300 g/m ⓘ



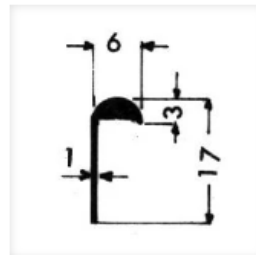
**Code 3023**  
PGM 300 g/m ⓘ



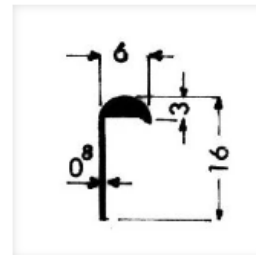
**Code 3024**  
PGM 305 g/m ⓘ



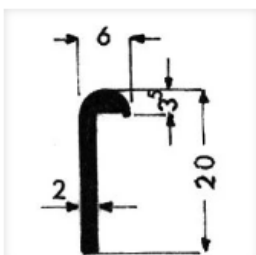
**Code 3194**  
PGM 215 g/m ⓘ



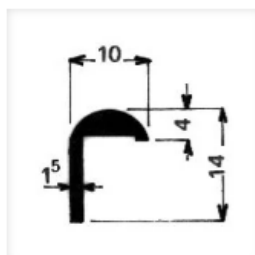
**Code 3195**  
PGM 215 g/m ⓘ



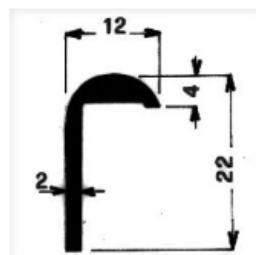
**Code 3368**  
PGM 215 g/m ⓘ



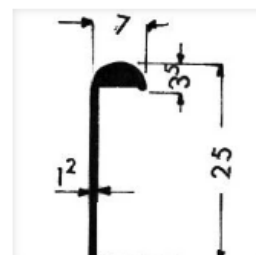
**Code 3394**  
PGM 215 g/m ⓘ



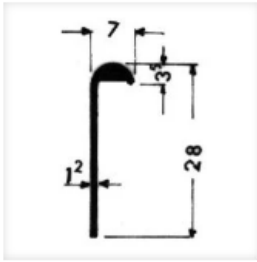
**Code 3862**  
PGM 215 g/m ⓘ



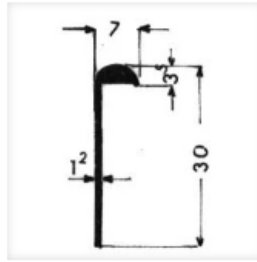
**Code 3892**  
PGM 215 g/m ⓘ



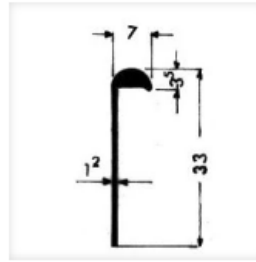
**Code 3025**  
PGM 115 g/m ⓘ



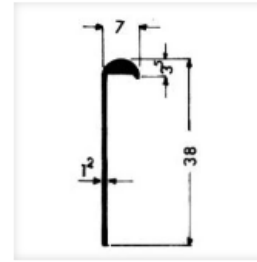
**Code 3026**  
PGM 120 g/m ⓘ



**Code 3027**  
PGM 125 g/m ⓘ



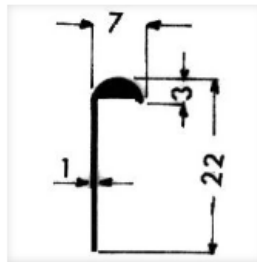
**Code 3028**  
PGM 130 g/m ⓘ



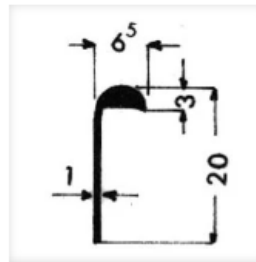
**Code 3029**  
PGM 145 g/m ⓘ



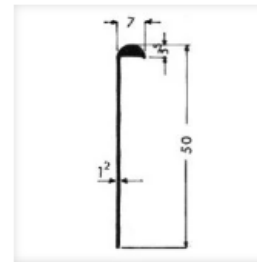
**Code 3123**  
PGM 285 g/m ⓘ



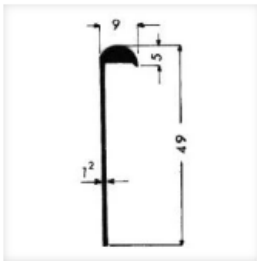
**Code 3211**  
PGM 95 g/m ⓘ



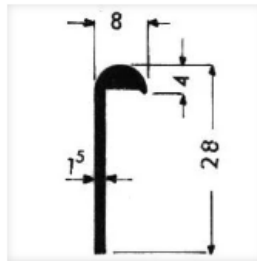
**Code 3196**  
PGM 215 g/m ⓘ



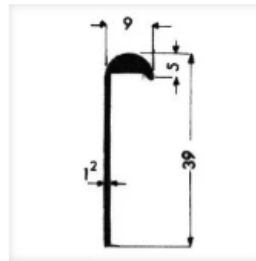
**Code 3271**  
PGM 180 g/m ⓘ



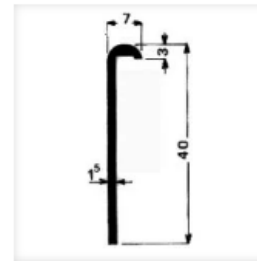
**Code 3241**  
PGM 215 g/m ⓘ



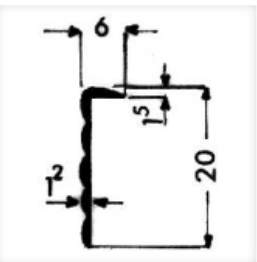
**Code 3322**  
PGM 155 g/m ⓘ



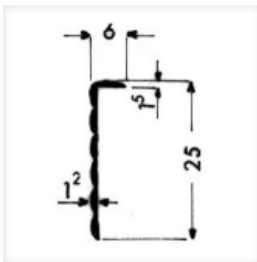
**Code 3513**  
PGM 190 g/m ⓘ



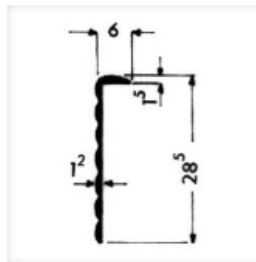
**Code 3822**  
PGM 185 g/m ⓘ



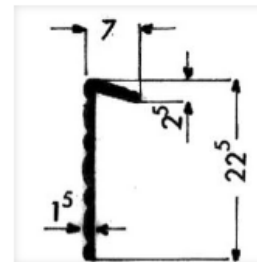
**Code 3030**  
PGM 70 g/m ⓘ



**Code 3031**  
PGM 80 g/m ⓘ

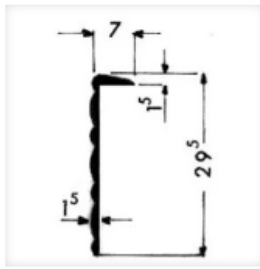


**Code 3032**  
PGM 100 g/m ⓘ

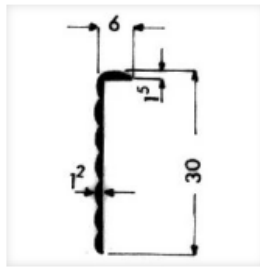


**Code 3033**  
PGM 90 g/m ⓘ

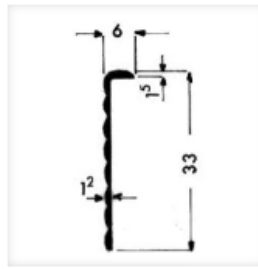




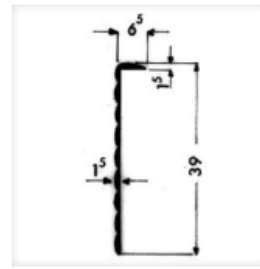
**Code 3034**  
PGM 110 g/m [i](#)



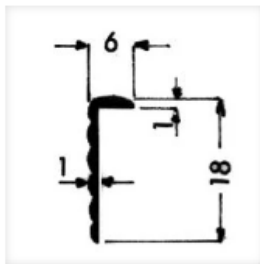
**Code 3253**  
PGM 85 g/m [i](#)



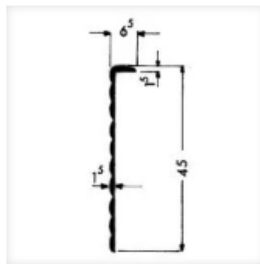
**Code 3254**  
PGM 100 g/m [i](#)



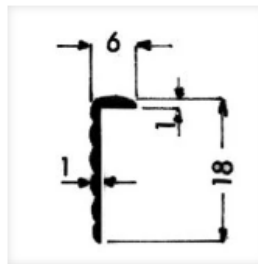
**Code 3255**  
PGM 135 g/m [i](#)



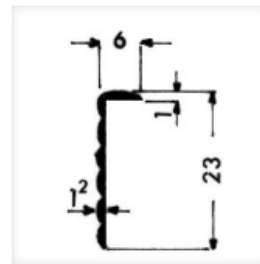
**Code 3475**  
PGM 60 g/m [i](#)



**Code 3256**  
PGM 150 g/m [i](#)

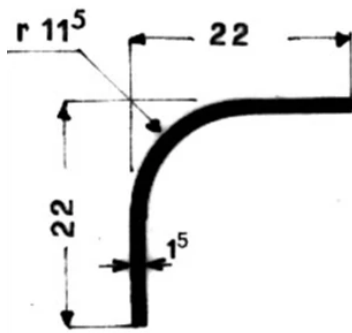


**Code 3483**  
PGM 115 g/m [i](#)



**Code 3484**  
PGM 75 g/m [i](#)

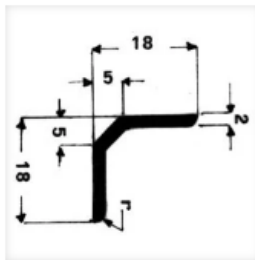
## Aluminum corner profiles with special cross section



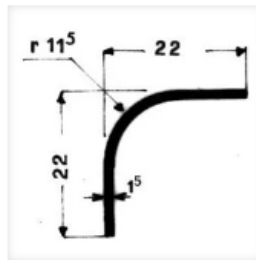
**Aluminum corner profiles with special cross section** are specific extrusions made with the **6060** alloy in the bar format. Their dimensional tolerances are **+/- 0.15 mm** on the side.

They are mainly used in **the furnishing field – even for technical elements – and the construction of industrial and commercial vehicles.**

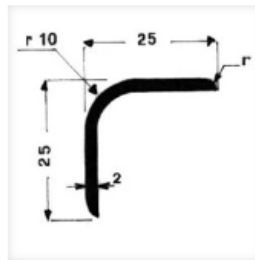
Here are the available products:



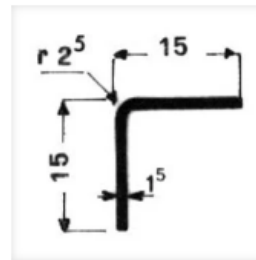
**Code 3191**  
PGM 170 g/m [i](#)



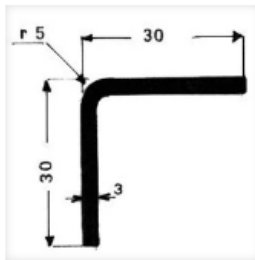
**Code 3291**  
PGM 155 g/m [i](#)



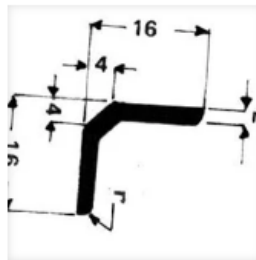
**Code 3320**  
PGM 235 g/m [i](#)



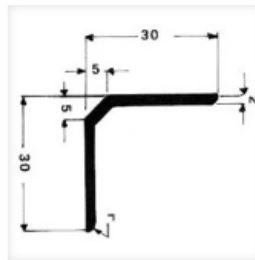
**Code 3744**  
PGM 110 g/m [i](#)



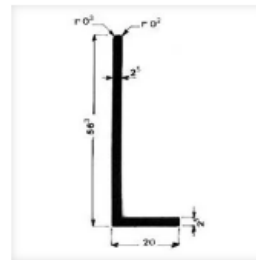
**Code 3745**  
PGM 480 g/m [i](#)



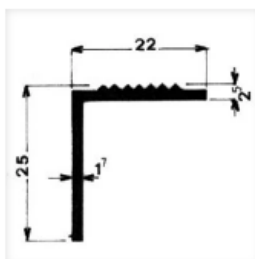
**Code 3746**  
PGM 150 g/m [i](#)



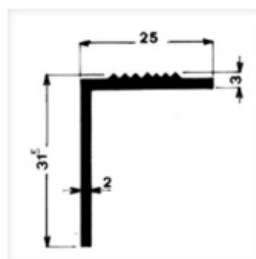
**Code 3747**  
PGM 300 g/m [i](#)



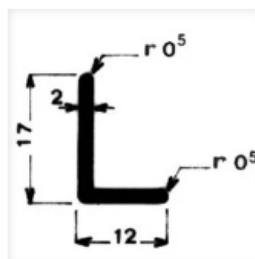
**Code 3754**  
PGM 440 g/m [i](#)



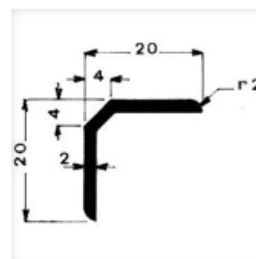
**Code 3812**  
PGM 220 g/m [i](#)



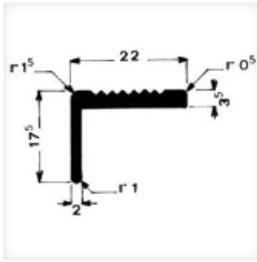
**Code 3861**  
PGM 300 g/m [i](#)



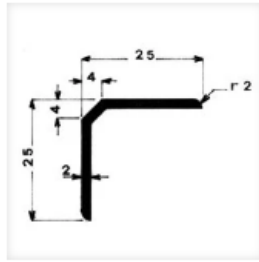
**Code 3998**  
PGM 150 g/m [i](#)



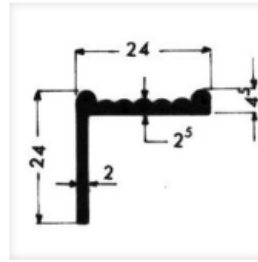
**Code 4025**  
PGM 180 g/m [i](#)



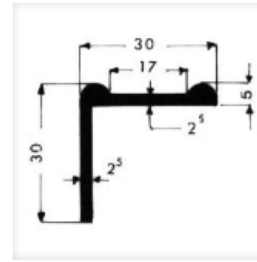
**Code 4048**  
PGM 265 g/m [i](#)



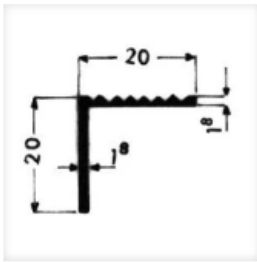
**Code 4057**  
PGM 240 g/m [i](#)



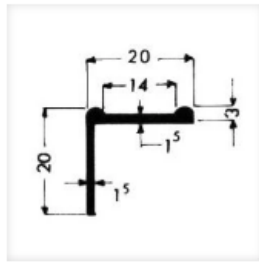
**Code 3086**  
PGM 285 g/m [i](#)



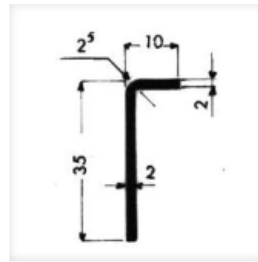
**Code 3087**  
PGM 450 g/m [i](#)



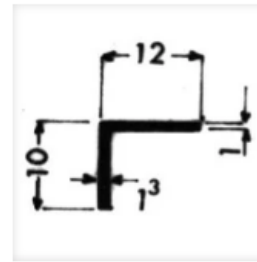
**Code 3105**  
PGM 170 g/m [i](#)



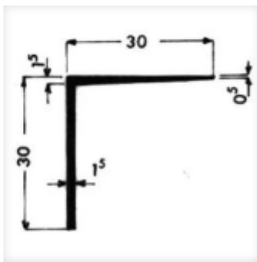
**Code 3130**  
PGM 170 g/m [i](#)



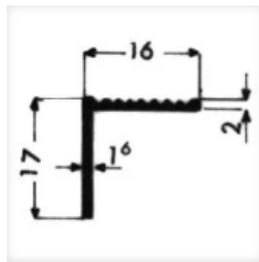
**Code 3236**  
PGM 235 g/m [i](#)



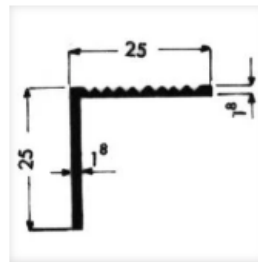
**Code 3251**  
PGM 65 g/m [i](#)



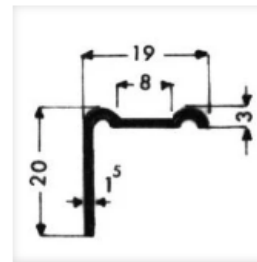
**Code 3261**  
PGM 205 g/m [i](#)



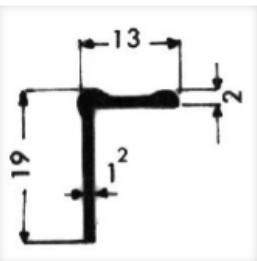
**Code 3267**  
PGM 135 g/m [i](#)



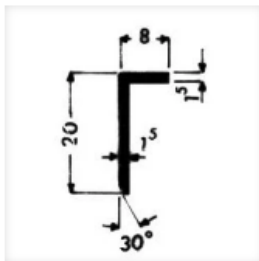
**Code 3440**  
PGM 200 g/m [i](#)



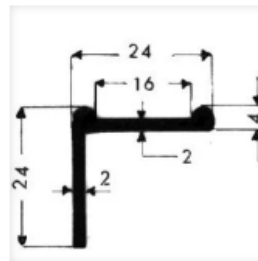
**Code 3548**  
PGM 150 g/m [i](#)



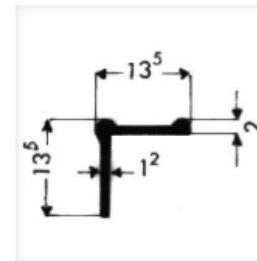
**Code 3549**  
PGM 105 g/m [i](#)



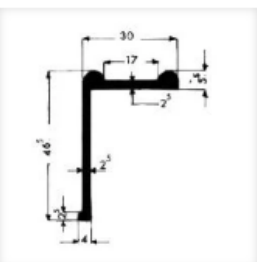
**Code 3592**  
PGM 100 g/m [i](#)



**Code 3652**  
PGM 275 g/m [i](#)



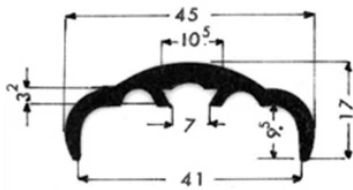
**Code 3739**  
PGM 90 g/m [i](#)



**Code 3740**  
PGM 535 g/m [i](#)

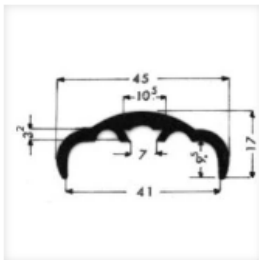
## Aluminum handrail extrusions

**Aluminum handrail extrusions** are specific profiles made with the **6060** aluminum alloy in the bar format. Their dimensional tolerances are **+/- 0.15 mm** on the side.

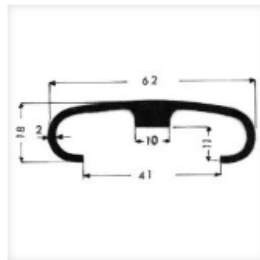


They are mainly used in the **construction and furnishing** fields.

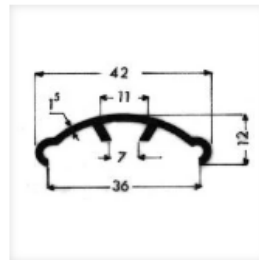
Here are the available products:



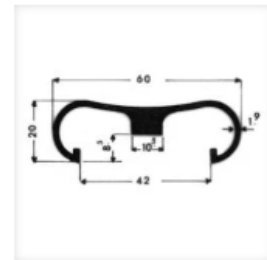
**Code 3242**  
PGM 370 g/m [i](#)



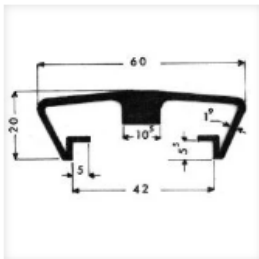
**Code 3327**  
PGM 660 g/m [i](#)



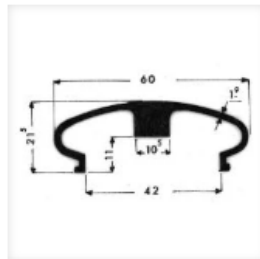
**Code 3506**  
PGM 245 g/m [i](#)



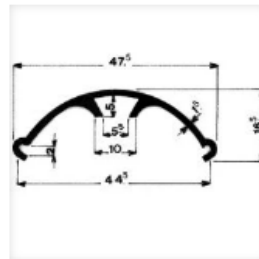
**Code 3627**  
PGM 700 g/m [i](#)



**Code 3628**  
PGM 720 g/m [i](#)



**Code 3629**  
PGM 540 g/m [i](#)



**Code 4023**  
PGM 320 g/m [i](#)